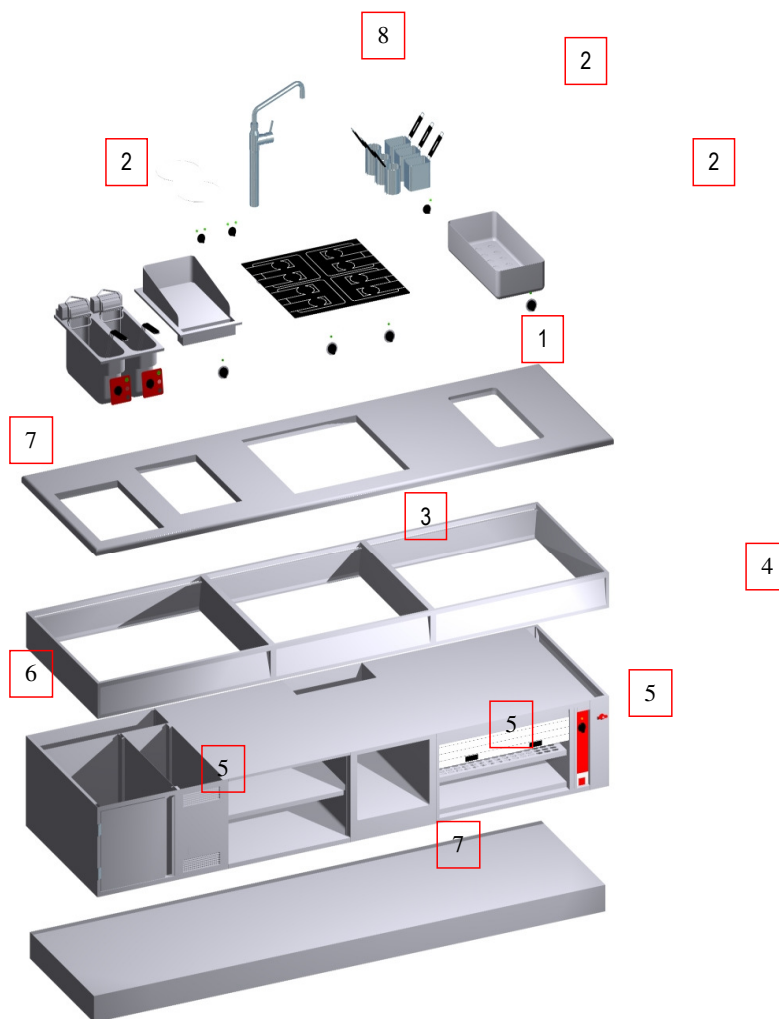


Planning Tool

Salvis-Master

Valid from 01.04.2014

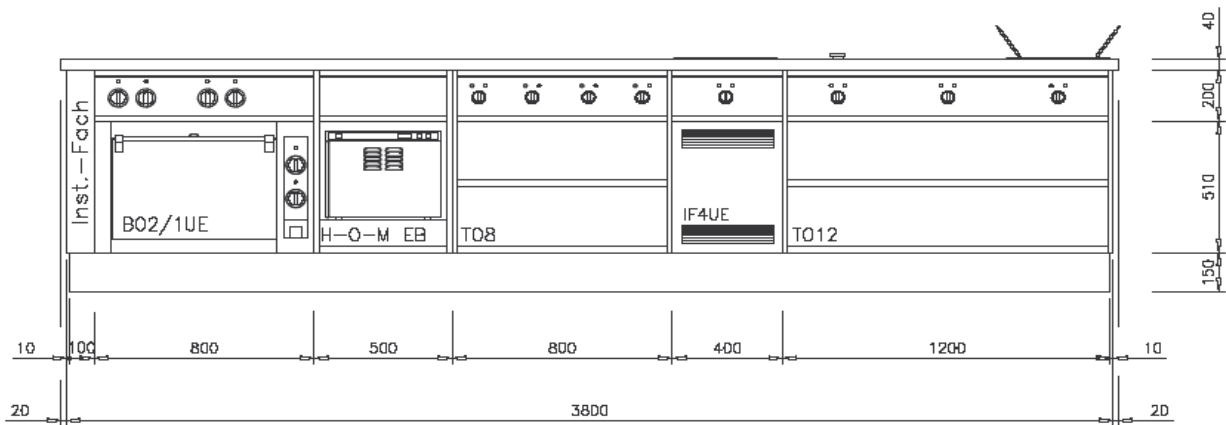
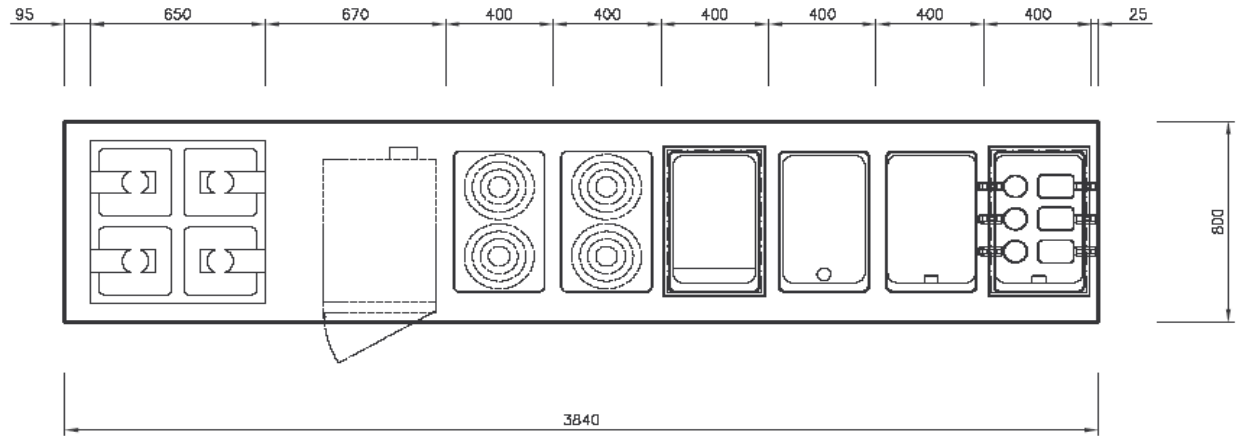
SALVIS AG
Nordstrasse 15
CH-4665 Oftringen
Tel. +41 (0)62 788 18 18
Tel. +41 (0)62 788 18 98
Internet: www.salvis.ch
E-mail: info@salvis.ch



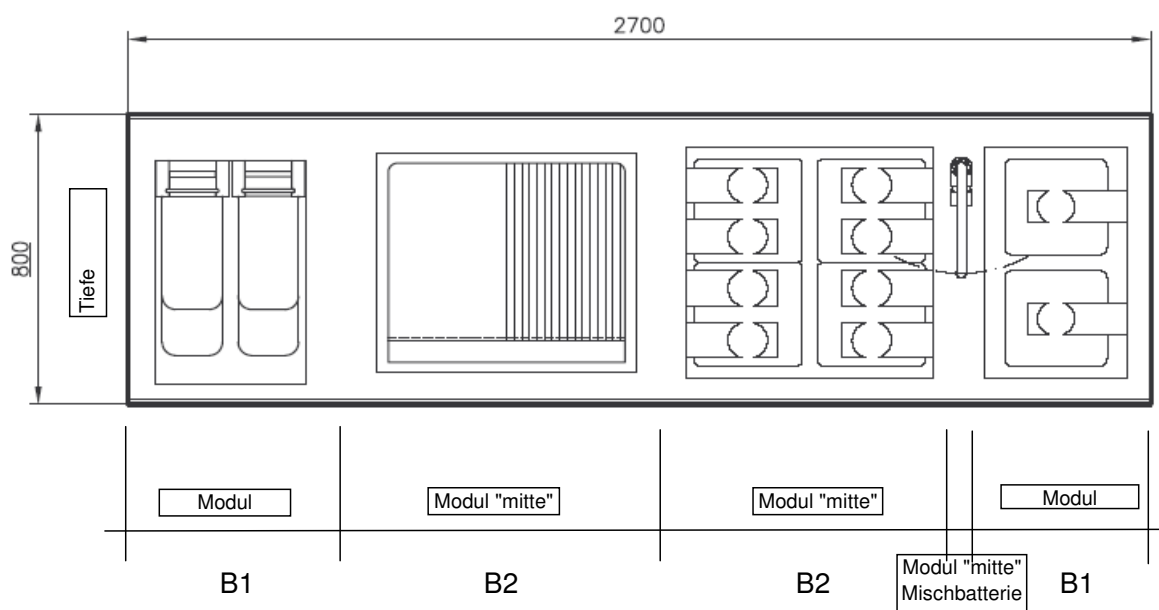
Planning tool for Salvis range-line Master

- The range is available in widths of 700, 800, 900, 1000 mm only.
- The length of the work top (item 1) respectively the length of the range is the result of the
- Summary of the dimensions of the elements (item 2) recommended (measures B1/B2/T) in the planning tool.
- The maximum length of a range to be manufactured ex works is 5200mm
- Longer work tops to be welded together on site
- The structure frame with the operation panel (item 3) to correspond in length and width with the substructure
- The maximum length of a structure frame is 1200mm
- On each range at least 1 (better 2) installation compartment with minimum dimension of 100mm of width (item 4) to be included in the planning for the energy connections (Gas, water and water drain as well as electricity)
- Accessibility from the side panel or from the front (minimum 200mm of width).
- The installation compartment to be arranged closely to Bain-maries, large cooking surface plates or pasta cookers.
- Free choice of base functions (item 5). It can be neutral elements, heated compartments or baking-ovens.
- Induction generators to be installed either in Salvis generator compartments or somewhere externally (max. allowed distance 4.0m, upon request)
- Because of the ventilation of the generator compartment, it is not allowed to arrange the compartment lateral.
- The standard length of the induction cables is 2.5 m
- Below a Combi- or Vario-Griddle or a large cooking surface range, an open compartment is recommended because of the drain collector
- For Deep fat fryers or pasta cookers special designed bases with doors are available.
- A stainless steel plinth (item 7) to be calculated per running meter of length.
- Accessories as for example mixing batteries, sockets (item 8) are listed in the Chapter Accessories and Options.
- Important: The manual for the separated or one-piece delivery and installation is a part of each range delivery, and must be kept in mind
- All electric groups are installed on internal ground fault circuit interrupters. Please pay attention on the relevant installation data's.

range Master outside executions and work-top retraces



Required space for function elements (see in planning tool B1/B2/T)



some examples







Work Top specification: Top surface 4mm (2+2) including, welded reinforcements profiles of 2 mm. Work top with non-drip profile. Work top design all sides A-40, or CU100 on the rear side for ranges to be installed against wall. Under the work top additional construction frames for the function elements as well as for the removable front panels. **On work top 700mm width, only Salvis built-in functions are allowed to be installed.**

Depth								Depth	
Lenght		700		800		900		1000	
800		MA100000		MA100045		MA100090		MA100135	800
900		MA100001		MA100046		MA100091		MA100136	900
1000		MA100002		MA100047		MA100092		MA100137	1000
1100		MA100003		MA100048		MA100093		MA100138	1100
1200		MA100004		MA100049		MA100094		MA100139	1200
1300		MA100005		MA100050		MA100095		MA100140	1300
1400		MA100006		MA100051		MA100096		MA100141	1400
1500		MA100007		MA100052		MA100097		MA100142	1500
1600		MA100008		MA100053		MA100098		MA100143	1600
1700		MA100009		MA100054		MA100099		MA100144	1700
1800		MA100010		MA100055		MA100100		MA100145	1800
1900		MA100011		MA100056		MA100101		MA100146	1900
2000		MA100012		MA100057		MA100102		MA100147	2000
2100		MA100013		MA100058		MA100103		MA100148	2100
2200		MA100014		MA100059		MA100104		MA100149	2200
2300		MA100015		MA100060		MA100105		MA100150	2300
2400		MA100016		MA100061		MA100106		MA100151	2400
2500		MA100017		MA100062		MA100107		MA100152	2500
2600		MA100018		MA100063		MA100108		MA100153	2600
2700		MA100019		MA100064		MA100109		MA100154	2700
2800		MA100020		MA100065		MA100110		MA100155	2800
2900		MA100021		MA100066		MA100111		MA100156	2900
3000		MA100022		MA100067		MA100112		MA100157	3000
3100		MA100023		MA100068		MA100113		MA100158	3100
3200		MA100024		MA100069		MA100114		MA100159	3200
3300		MA100025		MA100070		MA100115		MA100160	3300
3400		MA100026		MA100071		MA100116		MA100161	3400
3500		MA100027		MA100072		MA100117		MA100162	3500
3600		MA100028		MA100073		MA100118		MA100163	3600
3700		MA100029		MA100074		MA100119		MA100164	3700
3800		MA100030		MA100075		MA100120		MA100165	3800
3900		MA100031		MA100076		MA100121		MA100166	3900
4000		MA100032		MA100077		MA100122		MA100167	4000
4100		MA100033		MA100078		MA100123		MA100168	4100
4200		MA100034		MA100079		MA100124		MA100169	4200
4300		MA100035		MA100080		MA100125		MA100170	4300
4400		MA100036		MA100081		MA100126		MA100171	4400
4500		MA100037		MA100082		MA100127		MA100172	4500
4600		MA100038		MA100083		MA100128		MA100173	4600
4700		MA100039		MA100084		MA100129		MA100174	4700
4800		MA100040		MA100085		MA100130		MA100175	4800
4900		MA100041		MA100086		MA100131		MA100176	4900
5000		MA100042		MA100087		MA100132		MA100177	5000
5100		MA100043		MA100088		MA100133		MA100178	5100
5200		MA100044		MA100089		MA100134		MA100179	5200
Depth		700		800		900		1000	Depth
Lenght									Lenght






FUNCTION ELEMENTS

	Art.Nr.	Description	Dimension B1 / B2 / T	Power kW	Fuses A
	MA602100	Steel Large cooking surface 2Z with u-shaped grease collector all around the plate separated heating elements 2 independent cooking zones plate size 351 x 621 mm Voltage / wires: 400V 50/60Hz 3L+N+PE In the scope of delivery: 1 Container GN 1/3-100	600/542/838	7.0 kW	2 x 16 A
	MA607232	Stainless Steel Large cooking Surface 2Z Flush mounted cooking / frying surface Frying surface: BxT 347 x 617mm with u-shaped dirt collector and drain downwards in a GN container 2 heating zones each 3.5 kW In the scope of delivery: 1 Container GN 1/3-100 Tension / wire: 400V 50/60Hz 2L+N+PE	565/519/835	7.0 kW	2 x 16 A
	MA602150	Steel Large cooking surface 2Z with u-shaped grease collector all around the plate separated heating elements 2 independent cooking zones plate size 621 x 351 mm Voltage / wires: 400V 50/60Hz 3L+N+PE In the scope of delivery: 1 Container GN 1/3-100	870/812/567	7.0 kW	2 x 16 A
	MA607233	Stainless Steel Large cooking surface 2Z Flush mounted cooking / frying surface Frying surface: BxT 347 x 617mm with u-shaped dirt collector and drain downwards in a GN container 2 heating zones each 3.5 kW In the scope of delivery: 1 Container GN 1/3-100 Tension / wire: 400V 50/60Hz 2L+N+PE <i>transversally</i>	810/789/565	7.0 kW	2 x 16 A
	MA602200	Steel Large cooking surface 4Z with u-shaped grease collector all around the plate separated heating elements 4 independent cooking zones plate size 655 x 621 mm Voltage / wires: 400V 50/60Hz 3L+N+PE 1 Container GN 1/3-100 Tension / wire: 400V 50/60Hz 2L+N+PE	904/846/838	2 x 7,0 kW	2 x (2 x 16A)
	MA607234	Stainless Steel Large cooking surface 4Z Flush mounted cooking / frying surface Frying surface: BxT 651 x 617mm with u-shaped dirt collector and drain downwards in a GN container 4 heating zones each 3.5 kW In the scope of delivery: 1 Container GN 1/3-100 Tension / wire: 400V 50/60Hz 2L+N+PE	872/823/835	2 x 7,0 kW	2 x (2 x 16A)
	690503	Splash guard for Large cooking surface 2 Z			
	690511	Splash guard for Large cooking surface 4 Z			









FUNCTION ELEMENTS

	Art.Nr.	Description	Dimension B1 / B2 / T	Power kW	Fuses A
	MA607710	Ceramic range with pan recognition 2Z with ceramic heating elements Ceran glass surface: BxT 375 x 650 mm 2 Zonen each 4,0 kW Voltage / wires: 400V 50/60Hz 3L+N+PE	533/475/775	8,0 kW	3 x 20A
	MA607730	Ceramic range without pan recognition 2Z with ceramic heating elements Ceran glass surface: BxT 375 x 650 mm 2 Zonen each 4,0 kW Voltage / wires: 400V 50/60Hz 3L+N+PE	533/475/775	8,0 kW	3 x 20A
	MA607740	Ceramic range with pan recognition 2Z with ceramic heating elements Ceran glass surface: BxT 375 x 720 mm 2 Zonen each 4,0 kW Voltage / wires: 400V 50/60Hz 3L+N+PE	533/475/845	8,0 kW	3 x 20A
	MA607715	Ceramic range with pan recognition 2Z with ceramic heating elements Ceran glass surface: BxT 375 x 720 mm 2 Zonen each 4,0 kW Voltage / wires: 400V 50/60Hz 3L+N+PE transversally	878/820/500	8,0 kW	3 x 20A
	MA607750	Ceramic range without pan recognition 2Z with ceramic heating elements Ceran glass surface: BxT 375 x 720 mm 2 Zonen each 4,0 kW Voltage / wires: 400V 50/60Hz 3L+N+PE	533/475/845	8,0 kW	3 x 20A
	MA607720	Ceramic range without pan recognition 2Z with ceramic heating elements Ceran glass surface: BxT 375 x 720 mm 2 Zonen each 4,0 kW Voltage / wires: 400V 50/60Hz 3L+N+PE transversally	878/820/500	8,0 kW	3 x 20A
	MA607725	Ceramic range with pan recognition 4Z with ceramic heating elements Ceran glass surface: BxT 720 x 650 mm 4 Zonen each 4,0 kW Voltage / wires: 400V 50/60Hz 3L+N+PE	878/820/775	2 x 8,0 kW	2 x (3 x 20A)

FUNCTION ELEMENTS

	Art.Nr.	Description	Dimension B1 / B2 / T	Power kW	Fuses A
	MA607735	Ceramic range without pan recognition 4Z with ceramic heating elements Ceran glass surface: BxT 720 x 650 mm 4 Zonen each 4,0 kW Voltage / wires: 400V 50/60Hz 3L+N+PE	878/820/775	2 x 8,0 kW	2 x (3 x 20A)
	MA607745	Ceramic range with pan recognition 4Z with ceramic heating elements Ceran glass surface: BxT 720 x 720 mm 4 Zonen each 4,0 kW Voltage / wires: 400V 50/60Hz 3L+N+PE	878/820/845	2 x 8,0 kW	2 x (3 x 20A)
	MA607755	Ceramic range without pan recognition 4Z with ceramic heating elements Ceran glass surface: BxT 720 x 720 mm 4 Zonen each 4,0 kW Voltage / wires: 400V 50/60Hz 3L+N+PE	878/820/845	2 x 8,0 kW	2 x (3 x 20A)
	MA607270	Ceramic range 2 zones with ceramic heating elements w/o pan recognition Ceran glass dimensions: BxT 350 x 600 mm 2 zones each 2.5 kW. heating zones diam 230mm Tension / wire	458/425/698	5,0 kW	3 x 16 A
	MA607275	Ceramic range 4 zones with ceramic heating elements w/o pan recognition Ceran glass dimensions: BxT 750 x 600 mm 4 zones each 2.5 kW. heating zones diam 230mm Tension / wire	858/825/698	2 x 5.0 kW	3 x 16 A





FUNCTION ELEMENTS

	Art.Nr.	Description	Dimension B1 / B2 / T	Power kW	Fuses A
	MA607610	1Zone Induction 1 Ceran glass surface: BxT 360 x 360 mm 1 Round induction coil each 5,0 kW, Ø 220 Voltage / wires: 400V 50/60Hz 3L+N+PE	518/460/485	5,0 kW	3 x 16 A
	873357	Generator compartment 200 Compartment for 1 generator		200	760
	MA607615	Einzone-Induction 1Z, 230V 1 Ceran glass LxB: 360 x 360 mm 1 round coil each 5,0 kW Ø 270mm Voltage / wires: 230V 50/60Hz 3L+PE	518/460/485	5,0 kW	3 x 16 A
	873357	Generator compartment 200 Compartment for 1 generator		200	760
	MA607665	2xEinzone-Induction round coil 2 Ceran glass LxB: 360 x 360 mm 2 round coils each 5,0 kW Ø 270mm Voltage / wires: 400V 50/60Hz 3L+N+PE	518/460/856	10,0 kW	3 x 16 A
	873357	Generator compartment 200 Compartment for 1 generator		200	760
	MA607670	2xEinzone-Induction Flächendeckend 2 Ceran glass LxB: 360 x 360 mm 2x2 rectangular coil each 3,5 kW 2 x 135x260mm Voltage / wires: 400V 50/60Hz 3L+N+PE	518/460/856	14,0 kW	3 x 25 A
	873357	Generator compartment 200 Compartment for 1 generator		200	760
	MA607630	Induction 2Z 1 Ceran glass LxB: 375 x 650 mm 2 round coils each 5,0 kW Ø 270mm Voltage / wires: 400V 50/60Hz 3L+N+PE	533/475/775	10,0 kW	3 x 16 A
	873357	Generator compartment 200 Compartment for 1 generator		200	760
	MA607635	Induction 2Z, 230 V 1 Ceran glass LxB: 375 x 650 mm 2 round coils each 5,0 kW Ø 270mm Voltage / wires: 230V 50/60Hz 3L+PE	533/475/775	10,0 kW	3 x 25 A
	873357	Generator compartment 200 Compartment for 1 generator		200	760
	MA607675	Induction 2Z, 1 Ceran glass LxB: 375 x 720 mm 2 round coils each 5,0 kW Ø 270mm Voltage / wires: 400V 50/60Hz 3L+N+PE	518/460/845	10,0 kW	3 x 16 A
	873357	Generator compartment 200 Compartment for 1 generator		200	760
	MA607680	Induction 2Z, 230V 1 Ceran glass LxB: 375 x 720 mm 2 round coils each 5,0 kW Ø 270mm Voltage / wires: 230V 50/60Hz 3L+PE	518/460/845	10,0 kW	3 x 25 A
	873357	Generator compartment 200 Compartment for 1 generator		200	760



FUNCTION ELEMENTS

	Art.Nr.	Description	Dimension B1 / B2 / T	Power kW	Fuses A
	MA607605	Induction 2Z, 1 Ceran glass LxB: 720 x 375 mm 2 round coils each 5,0 kW Ø 270mm Voltage / wires: 400V 50/60Hz 3L+N+PE	878/820/485	10,0 kW	3 x 16 A
	873357	Generator compartment 200 Compartment for 1 generator transversally		200	760
	MA607625	Induction 2Z, 230V 1 Ceran glass LxB: 720 x 375 mm 2 round coils each 5,0 kW Ø 270mm Voltage / wires: 230V 50/60Hz 3L+PE	878/820/485	10,0 kW	3 x 25 A
	873357	Generator compartment 200 Compartment for 1 generator transversally		200	760
	MA607640	"Surface" Induction 2Z 1 Ceran glass LxB: 375 x 650 mm 2 Zonen with 4 rectangular coils each 3,5 kW each Voltage / wires: 400V 50/60Hz 3L+N+PE	533/475/775	14,0 kW	3 x 20 A
	873357	Generator compartment 200 Compartment for 1 generator		200	760
	MA607685	"Surface" Induction 2Z 1 Ceran glass LxB: 375 x 720 mm 2 Zonen with 4 rectangular coils each 3,5 kW each Voltage / wires: 400V 50/60Hz 3L+N+PE	518/460/845	14,0 kW	3 x 20 A
	873357	Generator compartment 200 Compartment for 1 generator		200	760
	MA607620	"Surface" Induction 2Z 1 Ceran glass LxB: 720 x 375 mm 2 Zonen with 4 rectangular coils each 3,5 kW each Voltage / wires: 400V 50/60Hz 3L+N+PE	878/820/485	14,0 kW	3 x 20 A
	873357	Generator compartment 200 Compartment for 1 generator transversally		200	760
	MA607645	Induction 4Z 1 Ceran glass LxB: 650 x 720 mm 4 round coils each 5,0 kW Ø 270mm Voltage / wires: 400V 50/60Hz 3L+N+PE	808/750/775	20,0 kW	3 x 32 A
	873357	Generator compartment 200 Compartment for 1 generator		200	760
	MA607650	Induction 4Z 230V 1 Ceran glass LxB: 650 x 720 mm 4 round coils each 5,0 kW Ø 270mm Voltage / wires: 230V 50/60Hz 3L+PE	808/750/775	2 x 10,0 kW	2 x (3 x 25 A)
	873349	Generator compartment 300 compartment for 2 generators		300	760
	MA607695	Induction 4Z 1 Ceran glass LxB: 720 x 720 mm 4 round coils each 5,0 kW Ø 270mm Voltage / wires: 400V 50/60Hz 3L+N+PE	878/820/845	20,0 kW	3 x 32 A
	873357	Generator compartment 200 Compartment for 1 generator		200	760




FUNCTION ELEMENTS

	Art.Nr.	Description	Dimension B1 / B2 / T	Power kW	Fuses A
	MA607700	Induction 4Z 230V 1 Ceran glass LxB: 720 x 720 mm 4 round coils each 5,0 kW Ø 270mm Voltage / wires: 230V 50/60Hz 3L+PE	878/820/845	2 x 10,0 kW	2 x (3 x 25 A)
	873349	Generator compartment 300 compartment for 2 generators		300	760
	MA607690	Induction 4Z 1 Ceran glass LxB: 720 x 720 mm 2 Zonen with 4 rectangular coils each 3,5 kW each 2 round coils each 5,0 kW Ø 270mm Voltage / wires: 400V 50/60Hz 3L+N+PE	878/820/845	1 x 14,0 kW 1 x 10,0 kW	3 x 16 A 3 x 20 A
	873349	Generator compartment 300 compartment for 2 generators		300	760
	MA607655	"Surface" Induction 4Z 1 Ceran glass LxB: 720 x 650 mm 4 Zonen with je 2 rectangular coils each 3,5 kW Voltage / wires: 400V 50/60Hz 3L+N+PE	808/750/775	2 x 14,0 kW	2 x (3 x 20 A)
	873349	Generator compartment 300 compartment for 2 generators		300	760
	MA607705	"Surface" Induction 4Z 1 Ceran glass LxB: 720 x 720 mm 4 Zonen with je 2 rectangular coils each 3,5 kW Voltage / wires: 400V 50/60Hz 3L+N+PE	878/820/845	2 x 14,0 kW	2 x (3 x 20 A)
	873349	Generator compartment 300 compartment for 2 generators		300	760













FUNCTION ELEMENTS

	Art.Nr.	Description	Dimension B1 / B2 / T	Power kW	Fuses A
	MA600401	Induction WOK 1Z 1 wok bowl Ø 302 mm 1 Zone 5kW Voltage / wires: 400V 50/60Hz 3L+N+PE	518/460/495	5,0 kW	3 x 16 A
	873357	Generator compartment 200 Compartment for 1 generator		200	760
	MA600411	Induction WOK 1Z 230V 1 wok bowl Ø 302 mm 1 Zone 5kW Voltage / wires: 230V 50/60Hz 3L+PE	518/460/495	5,0 kW	3 x 16 A
	873357	Generator compartment 200 Compartment for 1 generator		200	760
	692859	Wok-pan with handle D=360mm			
	873357	Generator compartment 200 Compartment for 1 generator	e.g.o. Fach	200	760
	873349	Generator compartment 300 compartment for 2 generators	e.g.o. Fach	300	760
	875759	Generator compartment 400 compartment for 3 generators	e.g.o. Fach	400	760

FUNCTION ELEMENTS

	Art.Nr.	Description	Dimension B1 / B2 / T	Power kW	Fuses A
	MA603000	<p>Gas range 2 burners gas-recess BxT 350 x 650 mm 2 Burners with 5,0+7,0 kW incl. protected pilot flame burners are prepared for Natural gas</p> <p>for LPG, valves and nozzles to be ordered separately</p>	525/468/820	12,0 kW	
	MA603010	<p>Gas range 2 burners gas-recess BxT 350 x 650 mm 2 Burners with 5,0+7,0 kW incl. protected pilot flame burners are prepared for Natural gas transversally</p> <p>for LPG, valves and nozzles to be ordered separately</p>	885/828/493	12,0 kW	
	MA603100	<p>Gas range 4 burners 2 x gas-recess BxT 350 x 650 mm 4 burners 2 x 5,0+2 x 7,0 kW incl. protected pilot flame burners are prepared for Natural gas</p> <p>for LPG, valves and nozzles to be ordered separately</p>	892/835/820	24,0 kW	


FUNCTION ELEMENTS

	Art.Nr.	Description	Dimension B1 / B2 / T	Power kW	Fuses A
	MA604000	Griddle-plate 1Z frying surface LxB: 325 X 500 mm glatt 1 heating zone each 4kW with splash guard Dim unit: BxT 385 x 622 Voltage / wires: 400V 50/60Hz 2L+N+PE	528/470/730	4,0 kW	3 x 16 A
	MA604010	Griddle-plate 1Z frying surface LxB: 500 X 325 mm glatt 1 heating zone each 4kW with splash guard Dim unit: BxT 385 x 622 Voltage / wires: 400V 50/60Hz 2L+N+PE transversally	765/707/493	4,0 kW	3 x 16 A
	MA604050	Griddle-plate 2Z frying surface LxB: 625 X 500 mm glatt 2 heating zonen each 4kW with splash guard Dim unit: BxT 685 x 622 Voltage / wires: 400V 50/60Hz 3L+N+PE	828/770/730	8,0 kW	3 x 20 A
	MA604100	Grill/Griddle-plate 2Z frying surface LxB: 625 X 500 mm halb glatt / halb gerillt 2 heating zonen each 4kW with splash guard Dim unit: BxT 685 x 622 Voltage / wires: 400V 50/60Hz 3L+N+PE	828/770/730	8,0 kW	3 x 20 A
	MA604300	Combi-Griddle-plate 1Z frying surface LxB: 320 x 508 mm glatt well 100mm depth, drain diam.: 50mm 1 heating zone each 4 kW Voltage / wires: 400V 50/60Hz 2L+N+PE	492/435/700	4,0 kW	2 x 16 A
	ES190060	container GN 1/-100			
	MA604020	Combi-Griddle-plate 1Z frying surface LxB: 508 x 320 mm glatt well 100mm depth, drain diam.: 50mm 1 heating zone each 4 kW Voltage / wires: 400V 50/60Hz 2L+N+PE	697/639/450	4,0 kW	2 x 16 A
	ES190060	container GN 1/-100 transversally			
	MA604400	Combi-Griddle-plate 1Z frying surface LxB: 320 x 508 mm glatt well 150mm depth, drain diam.: 50mm 1 heating zone each 4 kW Voltage / wires: 400V 50/60Hz 2L+N+PE	492/435/700	4,0 kW	2 x 16 A
	ES190060	container GN 1/-100			
	MA604030	Combi-Griddle-plate 1Z frying surface LxB: 508 x 320 mm glatt well 150mm depth, drain diam.: 50mm 1 heating zone each 4 kW Voltage / wires: 400V 50/60Hz 2L+N+PE	697/639/450	4,0 kW	2 x 16 A
	ES190060	container GN 1/-100 transversally			



FUNCTION ELEMENTS

	Art.Nr.	Description	Dimension B1 / B2 / T	Power kW	Fuses A
	MA604250	Combi-Griddle-plate 2Z Bratfläche glatt: LxB: 508 x 560mm 100mm tief, Ablauf- und Stopfendurchmesser 80mm 2 heating zone each 4 kW Voltage / wires: 400V 50/60Hz 3L+N+PE container GN 1/-100	696/638/752	8,0 kW	3 x 20 A
	ES190060				
	MA604350	Combi-Griddle-plate 2Z Bratfläche glatt: LxB: 508 x 560mm 150mm tief, Ablauf- und Stopfendurchmesser 80mm 2 heating zone each 4 kW Voltage / wires: 400V 50/60Hz 3L+N+PE container GN 1/-100	696/638/752	8,0 kW	3 x 20 A
	ES190060				
	MA607227	Vario Cooker 400 1Z High-polished s/s surface Frying surface: BxT 330 x 470 mm smooth Well size: 330 x 569 x 75mm Drain diam. 60mm Well capacity : 13 Litres 1 heating zone à 4.8 kW Temp. range 95 - 250°C In the scope of delivery: 1 Container GN 1/1-200 with folding handles 1 lid with cut-out for GN container 1 drain stopper Tension / wire: 400V 50/60Hz 3L+N+PE	469/437/779	4,8 kW	3 x 16 A
	MA607228	Vario Cooker 600 2Z High-polished s/s surface Frying surface: BxT 530 x 470 mm smooth Well size 530 x 569 x 75mm Drain diam. 60mm Well capacity: 21 Litres 2 heating zones à 3.5 kW Temp. range 95 - 250°C In the scope of delivery: 1 Container GN 1/1-200 with folding handles 1 lid with cut-out for GN container 1 drain stopper Tension / wire: 400V 50/60Hz 3L+N+PE	669/637/779	7.0 kW	3 x 16 A







FUNCTION ELEMENTS

	Art.Nr.	Description	Dimension B1 / B2 / T	Power kW	Fuses A
	MA604500	Induction Vario Cooker 600 2Z High-polished s/s surface Frying surface: BxT 530 x 470 mm smooth Well size 530 x 569 x 75mm Drain diam. 60mm Well capacity: 21 Litres 2 heating zones à 4.0 kW Temp. range 80 - 220°C In the scope of delivery: 1 Container GN 1/1-200 with folding handles 1 lid with cut-out for GN container 1 drain stopper Tension / wire: 2 x 400V / 3 / 50/60Hz	669/637/779	2 x 4.0 kW	2 x (3 x 16 A)
		GENERATOR COMPARTMENT 873349 MUST BE INCLUDED IN THE PLANNING			
		ATTENTION: UNDERNEATH OF A VARIO COOKER AN OPEN COMPARTMENT MUST BE FORESEEN TO BRING IN A GN CONTAINER			
	502685	Lid for Vario Cooker 400			
	502693	Lid for Vario Cooker 600			
	628085	Splash guard for Vario Cooker 400			
	628093	Splash guard for Vario Cooker 600			
	880803	Splash guard for Vario Induction cooker			

FUNCTION ELEMENTS

	Art.Nr.	Description	Dimension B1 / B2 / T	Power kW	Fuses A
	MA607250	Gas Grill Grill made of special cast iron Grill / Roasting surface: 465 x 500mm 2 heating zones à 5.13 kW Power Natural Gas H-type 2 independent heating zones with Piezo ignition integrated grease collector devie		10.3 kW	
	939765	Set nozzles for LPG			
	939749	Set nozzles for Natural Gas LL:			
	MA607260	Gas Lavastone Grill Grillroast made of round s/s profiles Grill / Roasting surface: 425 x 480mm 2 heating zones à 5.13 kW Power Natural Gas H-type 2 independent heating zones with Piezo ignition integrated grease collector devie		10.3 kW	
	939765	Set nozzles for LPG			
	939749	Set nozzles for Natural Gas LL:			



FUNCTION ELEMENTS

	Art.Nr.	Description	Dimension B1 / B2 / T	Power kW	Fuses A
	MA605001	Bainmarie GN 1/1 1Z "Standard" with direct drain connection well inside dimension: BxTxH 304 x 510 x 170 mm incl. 1 bottom plate perforated Mixing faucet see at Options and accessories Voltage / wires: 230V 50/60Hz 1L+N+PE	537/480/725 686/629/520	1,8 kW	16 A
	MA605201	Bainmarie GN 1/1 1Z "manual" well inside dimension: BxTxH 304 x 510 x 170 mm incl. 1 bottom plate perforated for connection to hot water manual water refill integrated tap and drain Voltage / wires: 230V 50/60Hz 1L+N+PE	537/480/725 686/629/520	1,8 kW	16 A
	MA605051	Bainmarie GN 2/1 2Z "Standard" with direct drain connection well inside dimension: BxTxH 635 x 510 x 170 mm incl. 1 bottom plate perforated Mixing faucet see at Options and accessories Voltage / wires: 230V 50/60Hz 1L+N+PE	868/810/725	3,6 kW	16 A
	MA605251	Bainmarie GN 2/1 2Z "manual" well inside dimension: BxTxH 635 x 510 x 170 mm incl. 1 bottom plate perforated for connection to hot water manual water refill with integrated tap and drain Voltage / wires: 230V 50/60Hz 1L+N+PE	868/810/725	3,6 kW	16 A
	MA605601	Bainmarie GN 1x 2/3 1Z "Standard" with direct drain connection well inside dimension: BxTxH 304 x 334 x 170 mm incl. 1 bottom plate perforated Mixing faucet see at Options and accessories Voltage / wires: 230V 50/60Hz 1L+N+PE	537/480/550	1,8 kW	16 A
	MA605651	Bainmarie GN 4x 1/3 1Z "Standard" with direct drain connection well inside dimension: BxTxH 304 x 675 x 170 mm incl. 1 bottom plate perforated Mixing faucet see at Options and accessories Voltage / wires: 230V 50/60Hz 1L+N+PE	537/480/899 865/807/520	1,8 kW	16 A







FUNCTION ELEMENTS

	Art.Nr.	Description	Dimension B1 / B2 / T	Power kW	Fuses A
	MA605351	Bainmarie GN 4x 1/3 1Z "manual" well inside dimension: BxTxH 304 x 675 x 170 mm incl. 1 bottom plate perforated for connection to hot water manual water refill with integrated tap and drain Voltage / wires: 230V 50/60Hz 1L+N+PE	537/480/899 865/807/520	1,8 kW	16 A
	MA605701	Bainmarie GN 5x 1/3 1Z "Standard" with direct drain connection well inside dimension: BxTxH 304 x 842 x 170 mm incl. 1 bottom plate perforated Mixing faucet see at Options and accessories Voltage / wires: 230V 50/60Hz 1L+N+PE transversally	537/480/1075 1041/983/520	3,6 kW	16 A
	MA605551	Bainmarie GN 5x 1/3 1Z "manual" well inside dimension: BxTxH 304 x 842 x 170 mm incl. 1 bottom plate perforated for connection to hot water manual water refill with integrated tap and drain Voltage / wires: 230V 50/60Hz 1L+N+PE transversally	537/480/1079 1041/983/520	3,6 kW	16 A
	MA605751	Bainmarie GN 6x 1/3 1Z "Standard" with direct drain connection well inside dimension: BxTxH 304 x 1009 x 170 mm incl. 1 bottom plate perforated Mixing faucet see at Options and accessories Voltage / wires: 230V 50/60Hz 1L+N+PE	537/480/1251 1217/1159/520	3,6 kW	16 A
	MA605851	Bainmarie GN 6x 1/3 1Z "manual" well inside dimension: BxTxH 304 x 1009 x 170 mm incl. 1 bottom plate perforated for connection to hot water manual water refill with integrated tap and drain Voltage / wires: 230V 50/60Hz 1L+N+PE	537/480/1251 1217/1159/520	3,6 kW	16 A


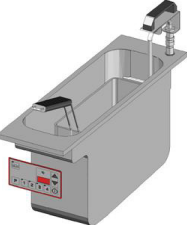




FUNCTION ELEMENTS

	Art.Nr.	Description	Dimension B1 / B2 / T	Power kW	Fuses A
	MA607235	Bain-Marie Well size 308 x 509 x 220mm Well capacity 30 Liter / GN 1/1 Tension/wire: 230V 50/60Hz 1N Temp. range 50° - 90°C Manual refilling Drain to front		1.0 kW	16A
	MA607240	Cooker Well size 308 x 509 x 220mm Well capacity 30 Liter / GN 1/1 Tension/wire: 400V 50/60Hz 3L+N+PE Temp. range 50° - 99°C Manual refilling Drain to front Inkl. 1 bottom-plate perforated		6.0 kW	20A
	609935	GN - Container 1/3-200 with bottom- and side wall perforation with folding handles. Perforation Ø 4mm			
	649732	GN - Behälter 1/3-200 with bottom- and side wall perforation with folding handles. Perforation Ø 4mm			
	609862	GN - Behälter 1/2 - 200 with bottom- and side wall perforation with folding handles. Perforation Ø 4mm			
	628042	Noodle basket round Ø 170mm			
	628050	Noodle basket round Ø 135mm			
	648019	Bottom plate perforated GN 1/1 with handles			






FUNCTION ELEMENTS

	Art.Nr.	Description	Dimension B1 / B2 / T	Power kW	Fuses A
	MA606000	Heated work top 1 Zone 1 heating zone heated s/s surface BxT 375 x 650 mm flush-sealed in the range top Voltage / wires: 400V 50/60Hz 2L+N+PE	533/475/775	1,0 kW	16 A
	MA606010	Heated work top 1 Zone 1 heating zone heated s/s surface BxT 650 x 375 mm flush-sealed in the range top Voltage / wires: 400V 50/60Hz 2L+N+PE transversally	808/750/500	1,0 kW	16 A
	MA606500	Heated work top 1 Zone 1 heating zone heated s/s surface BxT 360 x 720 mm flush-sealed in the range top Voltage / wires: 400V 50/60Hz 2L+N+PE	518/460/845	1,0 kW	16 A
	MA606020	Heated work top 1 Zone 1 heating zone heated s/s surface BxT 720 x 360 mm flush-sealed in the range top Voltage / wires: 400V 50/60Hz 2L+N+PE transversally	878/820/485	1,0 kW	16 A
	MA606050	Heated work top 2 zones 2 heating zones à 1.0 kW heated s/s surface BxT 650 x 650 mm flush-sealed in the range top Voltage / wires: 400V 50/60Hz 2L+N+PE	808/750/775	2,0 kW	16 A
	MA606550	Heated work top 2 zones 2 heating zones à 1.0 kW heated s/s surface BxT 720 x 720 mm flush-sealed in the range top Voltage / wires: 400V 50/60Hz 2L+N+PE	878/820/845	2,0 kW	16 A













FUNCTION ELEMENTS

	Art.Nr.	Description	Dimension B1 / B2 / T	Power kW	Fuses A
	SF210000	Fryline SFR21E-Easy 1 Pan Capacity: 7.5 - 9.0l Prod.Kg/h frozen french fries: 17 kg Prod. Kg/h pre-fried fries: 20 kg Voltage / wires: 400V 50/60Hz 3L+N+PE 4 buttons for the temperature settings	343/285/750	8.0 kW	3 x 16 A
	SF210001	Fryline SFR21E- Easy with pump system	343/285/750	8.0 kW	3 x 16 A
	SF214000	Fryline SFR21E- Easy-HL same execution but with increased power	343/285/750	9.5 kW	3 x 16 A
	SF214001	Fryline SFR21E- Easy-HL with pump system same execution but with increased power	343/285/750	9.5 kW	3 x 16 A
	SF210010	Fryline SFR21E-PRO 1 Pan Capacity: 7.5 - 9.0l Prod.Kg/h frozen french fries: 17 kg Prod. Kg/h pre-fried fries: 20 kg Voltage / wires: 400V 50/60Hz 3 4 buttons for the temperature settings und 4 buttons for the time setting	343/285/750	8.0 kW	3 x 16 A
	SF210011	Fryline SFR21E- PRO with pump system	343/285/750	8.0 kW	3 x 16 A
	SF210012	Fryline SFR21E- PRO-with Lift	343/285/750	8.0 kW	3 x 16 A
	SF210013	Fryline SFR21E- PRO-with pump and lifting device	343/285/750	8.0 kW	3 x 16 A
	SF214010	Fryline SFR21E- PRO HL same execution but with increased power	343/285/750	9.5 kW	3 x 16 A
	SF214011	Fryline SFR21E- PRO-HL with pump system same execution but with increased power	343/285/750	9.5 kW	3 x 16 A
	SF214012	Fryline SFR21E- PRO-HL-with Lift same execution but with increased power	343/285/750	9.5 kW	3 x 16 A
	SF214013	Fryline SFR21E- PRO-HL-with pump and lifting device same execution but with increased power	343/285/750	9.5 kW	3 x 16 A
	876620	Frying basket 200 140 x 320 x 155mm			
		Comaprtnents that are usable for the fryers above			
	BC400890	Fryer comaprtnment 300mm hinges on left hand side		FSFR3-L-1B	
	BC400891	Fryer comaprtnment 300mm hinges on right hand side		FSFR3-R-1B	

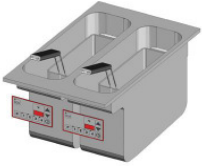











FUNCTION ELEMENTS

	Art.Nr.	Description	Dimension B1 / B2 / T	Power kW	Fuses A
	SF318000	Fryline SFR31E-Easy 1 Pan Capacity: 12.5 - 14.5 l Prod.Kg/h frozen french fries: 27 kg Prod. Kg/h pre-fried fries: 30 kg Voltage / wires: 400V 50/60Hz 3 4 buttons for the temperature settings	443/385/750	11.0 kW	3 x 20 A
	SF318001	Fryline SFR31E- Easy with pump system	443/385/750	11.0 kW	3 x 20 A
	SF310000	Fryline SFR31E-Easy 1 Pan Capacity: 12.5 - 14.5 l Prod.Kg/h frozen french fries: 27 kg Prod. Kg/h pre-fried fries: 30 kg Voltage / wires: 400V 50/60Hz 3 4 buttons for the temperature settings	443/385/750	13.0 kW	3 x 20 A
	SF310001	Fryline SFR31E- Easy with pump system	443/385/750	13.0 kW	3 x 20 A
	SF318010	Fryline SFR31E-PRO 1 Pan Capacity: 12.5 - 14.5 l Prod.Kg/h frozen french fries: 27 kg Prod. Kg/h pre-fried fries: 30 kg Voltage / wires: 400V 50/60Hz 3 4 buttons for the temperature settings und 4 buttons for the time setting	443/385/750	11.0 kW	3 x 20 A
	SF318011	Fryline SFR31E- PRO with pump system	443/385/750	11.0 kW	3 x 20 A
	SF318012	Fryline SFR31E- PRO-with Lift	443/385/750	11.0 kW	3 x 20 A
	SF318013	Fryline SFR31E- PRO-with pump and lifting device	443/385/750	11.0 kW	3 x 20 A
	SF310010	Fryline SFR31E-PRO 1 Pan Capacity: 12.5 - 14.5 l Prod.Kg/h frozen french fries: 27 kg Prod. Kg/h pre-fried fries: 30 kg Voltage / wires: 400V 50/60Hz 3 4 buttons for the temperature settings und 4 Tasten für Zeiteinstellungen	443/385/750	13.0 kW	3 x 20 A
	SF310011	Fryline SFR31E- PRO with pump system	443/385/750	13.0 kW	3 x 20 A
	SF310012	Fryline SFR31E- PRO-with Lift	443/385/750	13.0 kW	3 x 20 A
	SF310013	Fryline SFR31E- PRO-with pump and lifting device	443/385/750	13.0 kW	3 x 20 A
	876621	Frying basket 300 220 x 320 x 155mm			
		Compartments that are usable for the fryers above			
	BC400892	Fryer compartment 400mm hinges on left hand side		FSFR4-L-1B	
	BC400893	Fryer compartment 400mm hinges on right hand side		FSFR4-R-1B	


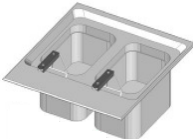

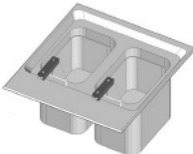
FUNCTION ELEMENTS

	Art.Nr.	Description	Dimension B1 / B2 / T	Power kW	Fuses A
	SF410000	Fryline SFR41E-Easy 1 Pan Capacity: 17 - 20.5 l Prod.Kg/h frozen french fries: 34 kg Prod. Kg/h pre-fried fries: 40 kg Voltage / wires: 400V 50/60Hz 3 4 buttons for the temperature settings	543/485/750	16.0 kW	3 x 25 A
	SF410001	Fryline SFR41E- Easy with pump system	543/485/750	16.0 kW	3 x 25 A
	SF414000	Fryline SFR41E- Easy-HL same execution but with increased power	543/485/750	19.0 kW	3 x 32 A
	SF414001	Fryline SFR41E- Easy-HL with pump system same execution but with increased power	543/485/750	19.0 kW	3 x 32 A
	SF410010	Fryline SFR41E-PRO 1 Pan Capacity: 7.5 - 9.0l Prod.Kg/h frozen french fries: 17 kg Prod. Kg/h pre-fried fries: 20 kg Voltage / wires: 400V 50/60Hz 3 4 buttons for the temperature settings und 4 buttons for the time setting	543/485/750	16.0 kW	3 x 25 A
	SF410011	Fryline SFR41E- PRO with pump system	543/485/750	16.0 kW	3 x 25 A
	SF410012	Fryline SFR41E- PRO-with Lift	543/485/750	16.0 kW	3 x 25 A
	SF410013	Fryline SFR41E- PRO-with pump and lifting device	543/485/750	16.0 kW	3 x 25 A
	SF414010	Fryline SFR41E- PRO HL same execution but with increased power	543/485/750	19.0 kW	3 x 32 A
	SF414011	Fryline SFR41E- PRO-HL with pump system same execution but with increased power	543/485/750	19.0 kW	3 x 32 A
	SF414012	Fryline SFR41E- PRO-HL-with Lift same execution but with increased power	543/485/750	19.0 kW	3 x 32 A
	SF414013	Fryline SFR41E- PRO-HL-with pump and lifting device same execution but with increased power	543/485/750	19.0 kW	3 x 32 A
	876624	Frying basket 400 300 x 320 x 155mm			
	876622	Frying basket Portion 105 x 320 x 155mm			
		Comaprtments that are usable for the fryers above			
	BC400894	Fryer comaprtment 400mm hinges on left hand side		FSFR5-L-1B	
	BC400895	Fryer comaprtment 400mm hinges on right hand side		FSFR5-R-1B	

FUNCTION ELEMENTS

	Art.Nr.	Description	Dimension B1 / B2 / T	Power kW	Fuses A
	SF420000	Fryline SFR42E-Easy 2 Pan Capacity: 2 x 7.5 - 9.0l Prod.Kg/h frozen french fries: 34 kg Prod. Kg/h pre-fried fries: 40 kg Voltage / wires: 400V 50/60Hz 3 4 buttons for the temperature settings	543/485/750	2 x 8.0 kW	2 x (3 x 16 A)
	SF420001	Fryline SFR42E- Easy with pump system	543/485/750	2 x 8.0 kW	2 x (3 x 16 A)
	SF424000	Fryline SFR42E- Easy-HL same execution but with increased power	543/485/750	2 x 9.5 kW	2 x (3 x 16 A)
	SF424001	Fryline SFR42E- Easy-HL with pump system same execution but with increased power	543/485/750	2 x 9.5 kW	2 x (3 x 16 A)
	SF420010	Fryline SFR42E-PRO 2 Pan Capacity: 2 x 7.5 - 9.0l Prod.Kg/h frozen french fries: 34 kg Prod. Kg/h pre-fried fries: 40 kg Voltage / wires: 400V 50/60Hz 3 4 buttons for the temperature settings und 4 buttons for the time setting	543/485/750	2 x 8.0 kW	2 x (3 x 16 A)
	SF420011	Fryline SFR42E- PRO with pump system	543/485/750	2 x 8.0 kW	2 x (3 x 16 A)
	SF420012	Fryline SFR42E- PRO-with Lift	543/485/750	2 x 8.0 kW	2 x (3 x 16 A)
	SF420013	Fryline SFR42E- PRO-with pump and lifting device	543/485/750	2 x 8.0 kW	2 x (3 x 16 A)
	SF424010	Fryline SFR42E- PRO HL same execution but with increased power	543/485/750	2 x 9.5 kW	2 x (3 x 16 A)
	SF424011	Fryline SFR42E- PRO-HL with pump system same execution but with increased power	543/485/750	2 x 9.5 kW	2 x (3 x 16 A)
	SF424012	Fryline SFR42E- PRO-HL-with Lift same execution but with increased power	543/485/750	2 x 9.5 kW	2 x (3 x 16 A)
	SF424013	Fryline SFR42E- PRO-HL-with pump and lifting device same execution but with increased power	543/485/750	2 x 9.5 kW	2 x (3 x 16 A)
	876620	Frying basket 200 140 x 320 x 155mm			
		Comaprtments that are usable for the fryers above			
	BC400894	Fryer comaprtment 400mm hinges on left hand side		FSFR5-L-1B	
	BC400895	Fryer comaprtment 400mm hinges on right hand side		FSFR5-R-1B	


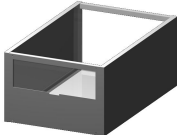


FUNCTION ELEMENTS

	Art.Nr.	Description	Dimension B1 / B2 / T	Power kW	Fuses A
	MA607067	Deep fat fryer 1 Well Capacity : 8.5 - 11 Lit. Well size 220 x 340 x 190mm incl. 1 basket, 1 lid, 1 filter with oil filter system in the base Tension/wire: 400V 50/60Hz 3L+N+PE	500/459/755	8,0 kW	3 x 16 A
	MA607217	Deep fat fryer 2 Wells Capacity :2 x 8.5 - 11 Lit. Well size 220 x 340 x 190mm incl. 2 baskets, 2 lids, 2 filters with oil filter system in the base Tension/wire: 2 x 400V 50/60Hz 3L+N+PE	700/659/755	2 x 8,0 kW	2 x (3 x 16 A)
	MA607068	Deep fat fryer 1 Well Capacity : 8.5 - 11 Lit. Well size 220 x 340 x 190mm incl. 1 basket, 1 lid, 1 filter with oil filter- and pump system in the base Tension/wire: 400V 50/60Hz 3L+N+PE	500/459/755	8,0 kW	3 x 16 A
	MA607218	Deep fat fryer 2 Wells Capacity :2 x 8.5 - 11 Lit. Well size 220 x 340 x 190mm incl. 2 baskets, 2 lids, 2 filters with oil filter- and pump system in the base Tension/wire: 2 x 400V 50/60Hz 3L+N+PE Von oben eingesetzt with Wulstrand	700/659/755	2 x 8,0 kW	2 x (3 x 16 A)
	271586	Frying basket 200 x 290 x 120mm			
	275166	Frying basket 1/2 95 x 285 x 120mm			
	374512	Portion basket 180 x 120 x 120mm			
	Comaprtments that are usable for the fryers above				
	BC404970	Fryer comaprtment 500 L für 1 Pan		FSS5-L-1B	
	BC404971	Fryer comaprtment 500 R für 1 Pan		FSS5-R-1B	
	BC404972	Fryer comaprtment 700 LR für 2 Pan		FSS7-LR-2B	

FUNCTION ELEMENTS

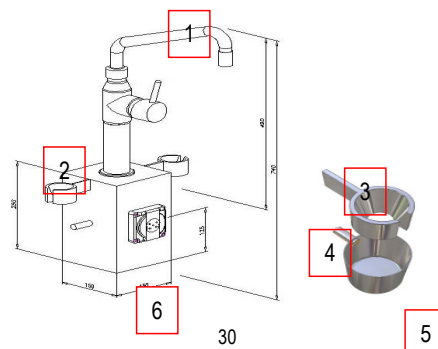
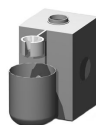
	Art.Nr.	Description	Dimension B1 / B2 / T	Power kW	Fuses A
	MA607451	Pasta Cooker Capacity : 35l Flush-welded, without anti-drip moulding Water drain connection to the rear side in the base incl. 1 bottom-plate, 1 overflow pipe, drain plate, grid Tension/wire: 400V 50/60Hz 3L+N+PE	420/400/792	7.0 kW	3 x 16A
	MA607452	Pasta Cooker with lifting-up device Capacity : 35l Flush-welded, without anti-drip moulding Water drain connection to the rear side in the base 2 basket-lifting devices on the r.h.side of the well incl. 1 bottom-plate, 1 overflow pipe, drain plate, grid and 2 pasta baskets 280x 200x 200mm Tension/wire: 400V 50/60Hz 3L+N+PE	573/505/792	7.0 kW	3 x 16A
	953431	Pasta basket with handle 280 x 200 x 200/300mm (max. 2 pcs.)			
	955965	Pasta basket with handle 130 x 185 x 200/300mm (max. 4 pcs.)			
	956457	Pasta portion basket with handle 85 x 160 x 200/300mm (max. 6 pcs.)			
		Compartments that are usable for the cookers above			
	BC404920	Compartment with wing door 400 hinges on left hand side		PSS4-L-1B	
	BC404921	Compartment with wing door 400 hinges on right hand side		PSS4-R-1B	
	BC404924	Compartment with wing doors 700 LR transversally hinges on left and right hand side		PSS7-LR	

ACCESSORIES AND OPTIONS

	Art.Nr.	Description	Dimensions	Unit
	VP617428	Installation compartment ASK 250 for the connection of 6 electric groups	90 x 250 x 440mm	Pcs.
	VP617429	Installation compartment ASK 400 for the connection of 10 electric groups	90 x 400 x 440 mm	Pcs.
	873799	Installation compartment ASK 200 centrally for the connection of 6 electric groups	200 x 510 mm	Pcs.
	873829	Installation compartment ASK 300 centrally for the connection of 10 electric groups	300 x 510mm	Pcs.
	MA100500	Structure frame Master 400 both side operation - width 660 - 960		Pcs.
	MA100501	Structure frame Master 500 both side operation - width 660 - 960		Pcs.
	MA100502	Structure frame Master 600 both side operation - width 660 - 960		Pcs.
	MA100503	Structure frame Master 700 both side operation - width 660 - 960		Pcs.
	MA100504	Structure frame Master 800 both side operation - width 660 - 960		Pcs.
	MA100505	Structure frame Master 900 both side operation - width 660 - 960		Pcs.
	MA100506	Structure frame Master 1000 both side operation - width 660 - 960		Pcs.
	MA100508	Structure frame Master 1100 both side operation - width 660 - 960		Pcs.
MA100507	Structure frame Master 1200 both side operation - width 660 - 960		Pcs.	
	VP617421	Drain tap for Bain-marie		Pcs.
	VP617418	Cut-out in the work top - for the installation of external units (VP617419)		Pcs.
	VP617424	Extension of the work top		per m2
	390988	Bord 1000 x 400 x 30mm on 4 legs 30x30mm		Pcs.
	390994	Bord 1500 x 400 x 30mm on 4 legs 30x30mm		Pcs.
	391000	Bord 2000 x 400 x 30mm on 4 legs 30x30mm		Pcs.
		Other bord dimension on request!		
	VP617419	Assembling of external units in the work top		Pcs.
	VP617423	Front-/Side panel removable '- for Installation compartments etc.		per rm
	VP617420	Front-/Side panel no-removable '- for Installation compartments etc.		per rm
	VP617426	Cut-out L-shaped in the work top for all sizes for stand alone Deep fat fryers		per range
	VP617390	Gas burners assembled for LPG		Pcs.
	VP617409	Gas burner Grid extension	B= 157 L= 666 H= 25 mm	Pcs.
	873357	Generator compartment 200 Suitable for 1 Induction generator	e.g.o. Fach 200	760
	873349	Generator compartment 300 Suitable for 2 Induction generators	e.g.o. Fach 300	760
	875759	Generator compartment 400 Suitable for 3 Induction generators	e.g.o. Fach 400	760

ACCESSORIES AND OPTIONS



Art.Nr.	Description	Dimensions	Unit
MA617441	Plinth s/s, 150 mm height		per rm
MA617435	Side bar	Tube 40/40 mm	per rm
VP617411	Wooden frame for the transport of range		per m2
BI371618	Cable extension for external Induction generators per 2 zones Maximum distance from generator to coil: 4.0m		Pcs.
MA617433	Folding table for range, lateral assembled - Design like range top (max. length: 500mm)		per m2
VP617450	Divider bars for Bain-marie GN 1/1		Pcs.
VP617451	Divider bars for Bain-marie GN 2/1		Pcs.
VP617442	Range Top and Base delivered separately		per range
VP617449	Mixing faucet "KWC" Drip-stop included (No drips w/o drain) One-hand mixer, Connection G 3/4" Height 650 mm	100	Pcs.
VP617448	Mixing faucet "KWC" special Drip-stop included (No drips w/o drain) One-hand mixer, Connection G 3/4" Height 490 mm	100	Pcs.
VP617414	Stand for Salamander		Pcs.
VP617393	Console for 1 Mixer-stand complete: 1 x console 150x150x250mm 1 x adapter for mixing faucet KWC (faucet not included) 1 x mixer stand and cup holder suitable for BAMIX Mixer 1 x cup for cup holder 1 x hole for socket (socket not included)		Pcs.
VP617392	Console for 2 Mixer-stands complete: 1 x console 150x150x250mm 1 x adapter for mixing faucet KWC (faucet not included) 2 x mixer stand and cup holder suitable for BAMIX Mixer 2 x cups for cup holder 2 x holes for sockets (sockets not included)		Pcs.
VP617436	Switches on both sides for electric cooking zones/per zone		per unit
VP617417	Switches on both sides for gas burners/per burner		per unit
VP617415	Socket Schuko	230V / 16A, edelstahlfarbiger Kunststoff	Pcs.
VP617395	Socket Type 25	250V / 400V / 16A, Alugehäuse	Pcs.
VP617438	Socket-Euro Type CEE	400V / 16A, edelstahlfarbiger Kunststoff	Pcs.
VP617437	Socket-Euro Type CEE	400V / 32A, edelstahlfarbiger Kunststoff	Pcs.
VP617422	Plug-in connection lateral		per rm
VP617447	Wall edge C 40		per rm
VP617446	Wall edge CU 100		per rm
VP617425	Wall edge CZ 100		per rm

**Legend:**

1. Mixing faucet (Accessory/Optior)
2. Console
3. Mixer stand
4. Cup holder
5. Cup
6. Socket (Accessory/Option)


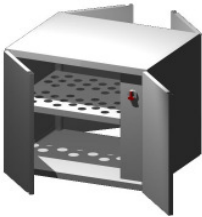
HEATED BASE FUNCTION

Hygiene Standard

	Art.Nr.	Description	Code	length	width	Power kW	Fuses A
	VP617444	Baking oven GN 2/1 one side operation, with folding door incl. 1 baking tray, and 1 s/s grid GN 2/1 Interior dimension:: 540 x 680 x 270 mm Voltage/wires: 400V 50/60Hz 3L+N+PE	BO8-U-76	800	760	5,4 kW	3 x 16 A
	VP617443	Baking oven GN 2/1-BB pass-through, with folding door incl. 1 baking tray, and 1 s/s grid GN 2/1 Interior dimension:: 540 x 680 x 270 mm Voltage/wires: 400V 50/60Hz 3L+N+PE	BO8-U 76 BB	800	760	5,4 kW	3 x 16 A
	VP617385	Baking oven "BM" GN 2/1-BB-86 pass-through, with folding door incl. 1 baking tray, and 1 s/s grid GN 2/1 Dimension:850x 860x510mm Voltage/wires: 400V 50/60Hz 3L+N+PE	BO8-U 86 BB	850	860	5,6 kW	3 x 16 A
	VP617386	Baking oven "BM" GN 2/1-BB-96 pass-through, with folding door incl. 1 baking tray, and 1 s/s grid GN 2/1 Dimension:850x 960x510mm Voltage/wires: 400V 50/60Hz 3L+N+PE	BO8-U 96 BB	850	960	5,6 kW	3 x 16 A



HEATED BASE FUNCTION

Hygiene Standard

	Art.Nr.	Description	Code	length	width	Power kW	Fuses A
	BC402900	Warming cabinet F 500L one side operation, with wing door Door hinge left hand side circulating air heating, incl. 1 shelf Interior dimension:: 345 x 710 x 430 mm Voltage/wires: 230V 50/60Hz 1L+N+PE	WF5-UL 76	500	760	2,3 kW	16 A
	BC402901	Warming cabinet F 500R one side operation, with wing door Door hinge on the right hand side circulating air heating, incl. 1 shelf Interior dimension:: 345 x 710 x 430 mm Voltage/wires: 230V 50/60Hz 1L+N+PE	WF5-UR 76	500	760	2,3 kW	16 A
	BC402905	Warming cabinet F 500L-BB pass-through with wing doors Door hinge left hand side circulating air heating, incl. 1 shelf Interior dimension:: 345 x 710 x 430 mm Voltage/wires: 230V 50/60Hz 1L+N+PE	WF5-UL BB 76	500	760	2,3 kW	16 A
	BC402906	Warming cabinet F 500R-BB pass-through with wing doors Door hinge on the right hand side circulating air heating, incl. 1 shelf Interior dimension:: 345 x 710 x 430 mm Voltage/wires: 230V 50/60Hz 1L+N+PE	WF5-UR BB 76	500	760	2,3 kW	16 A



HEATED BASE FUNCTION

Hygiene Standard

	Art.Nr.	Description	Code	length	width	Power kW	Fuses A
	BC402910	Warming cabinet R 800 one side operation, with vertical rolling door circulating air heating, incl. 1 shelf Interior dimension: 645 x 710 x 395 mm Voltage/wires: 230V 50/60Hz 1L+N+PE	VMUWR0864	800	760	2,3 kW	16 A
	BC402915	Warming cabinet R 800-BB pass-through, with vertical rolling door circulating air heating, incl. 1 shelf Interior dimension: 645 x 710 x 395 mm Voltage/wires: 230V 50/60Hz 1L+N+PE	VMUWR0864B	800	760	2,3 kW	16 A
	BC404615	Warming cabinet R 800-BB pass-through, with vertical rolling door circulating air heating, incl. 1 shelf Interior dimension: 645 x 810 x 395 mm Voltage/wires: 230V 50/60Hz 1L+N+PE	VMUWR0884B	800	860	2,3 kW	16 A
	BC404715	Warming cabinet R 800-BB pass-through, with vertical rolling door circulating air heating, incl. 1 shelf Interior dimension: 645 x 910 x 395 mm Voltage/wires: 230V 50/60Hz 1L+N+PE	VMUWR0894B	800	960	2,3 kW	16 A
	BC402911	Warming cabinet R 1000 one side operation, with vertical rolling door circulating air heating, incl. 1 shelf Interior dimension: 845 x 710 x 395 mm Voltage/wires: 230V 50/60Hz 1L+N+PE	VMUWR1064	1000	760	2,3 kW	16 A
	BC402916	Warming cabinet R 1000-BB pass-through, with vertical rolling door circulating air heating, incl. 1 shelf Interior dimension: 845 x 710 x 395 mm Voltage/wires: 230V 50/60Hz 1L+N+PE	VMUWR1064B	1000	760	2,3 kW	16 A
	BC404616	Warming cabinet R 1000-BB pass-through, with vertical rolling door circulating air heating, incl. 1 shelf Interior dimension: 845 x 810 x 395 mm Voltage/wires: 230V 50/60Hz 1L+N+PE	VMUWR1084B	1000	860	2,3 kW	16 A
	BC404716	Warming cabinet R 1000-BB pass-through, with vertical rolling door circulating air heating, incl. 1 shelf Interior dimension: 845 x 910 x 395 mm Voltage/wires: 230V 50/60Hz 1L+N+PE	VMUWR1094B	1000	960	2,3 kW	16 A

HEATED BASE FUNCTION

Hygiene Standard

	Art.Nr.	Description	Code	length	width	Power kW	Fuses A
	BC402920	Cup-Warming cabinet S 700 with 2 drawers, circulating air heated Drawer interior dimension:: 510x580x160 mm Voltage/wires: 230V 50/60Hz 1L+N+PE	TWS7-U 76	700	760	2,3 kW	16 A
	BC402925	Warming cabinet with 1 drawer 700 circulating air heated Drawer interior dimension:: 2 stacks plates of 28cm Voltage/wires: 230V 50/60Hz 1L+N+PE	WS7-U-1S-28T-46	700	460	2,3 kW	16 A
	BC402926	Warming cabinet with 1 drawer 800 circulating air heated Drawer interior dimension:: 2 stacks plates of 30cm Voltage/wires: 230V 50/60Hz 1L+N+PE	WS8-U-1S-30T-46	800	460	2,3 kW	16 A
	BC402927	Warming cabinet with 1 drawer 900 circulating air heated Drawer interior dimension:: 2 stacks plates of 30cm Voltage/wires: 230V 50/60Hz 1L+N+PE	WS9-U-1S-30T-46	900	460	2,3 kW	16 A
	BC402921	Warming cabinet with 1 drawer 700 circulating air heated Drawer interior dimension:: 3 stacks plates of 28cm Voltage/wires: 230V 50/60Hz 1L+N+PE	WS7-U-1S-28T-66	700	660	2,3 kW	16 A
	BC402922	Warming cabinet with 1 drawer 800 circulating air heated Drawer interior dimension:: 4 stacks plates of 28cm Voltage/wires: 230V 50/60Hz 1L+N+PE	WS8-U-1S-30T-66	800	660	2,3 kW	16 A
	BC402923	Warming cabinet with 1 drawer 900 circulating air heated Drawer interior dimension:: 4 stacks plates of 30cm Voltage/wires: 230V 50/60Hz 1L+N+PE	WS9-U-1S-30T-66	900	660	2,3 kW	16 A

NEUTRAL BASE ELEMENTS "MASTERLINE"

Hygiene Standard - 510 mm height

	Art.Nr.	Description	Code	length	width
		Cabinets, one side operation all cabinets are equipped with 1 shelf			
	BC404578	Cabinet 400 one side operation including 1 shelf Interior dimension: 347 x 360 x 458 mm	TO4-U 36EB VMUOS0434	400	360
	BC404565	Cabinet 500 one side operation including 1 shelf Interior dimension: 447 x 360 x 458 mm	TO5-U 36EB VMUOS0534	500	360
	BC404580	Cabinet 600 one side operation including 1 shelf Interior dimension: 447 x 360 x 458 mm	TO6-U 36EB VMUOS0634	600	360
	BC404583	Cabinet 700 one side operation including 1 shelf Interior dimension: 647 x 360 x 458 mm	TO7-U 36EB VMUOS0734	700	360
	BC404576	Cabinet 800 one side operation including 1 shelf Interior dimension: 747 x 360 x 458 mm	TO8-U 36EB VMUOS0834	800	360
	BC404581	Cabinet 900 one side operation including 1 shelf Interior dimension: 847 x 360 x 458 mm	TO9-U 36EB VMUOS0934	900	360
	BC404585	Cabinet 1000 one side operation including 1 shelf Interior dimension: 947 x 360 x 458 mm	TO10-U 36EB VMUOS1034	1000	360
	BC404589	Cabinet 1100 one side operation including 1 shelf Interior dimension: 1047 x 360 x 458 mm	TO11-U 36EB VMUOS1134	1100	360
	BC404596	Cabinet 1200 one side operation including 1 shelf Interior dimension: 1147 x 360 x 458 mm	TO12-U 36EB VMUOS1234	1200	360

NEUTRAL BASE ELEMENTS "MASTERLINE"

Hygiene Standard - 510 mm height

	Art.Nr.	Description	Code		length	width
		Cabinets, one side operation all cabinets are equipped with 1 shelf				
	BC404587	Cabinet 400 one side operation including 1 shelf Interior dimension: 347 x 460 x 458 mm	TO4-U 46EB	VMUOS0444	400	460
	BC404566	Cabinet 500 one side operation including 1 shelf Interior dimension: 447 x 460 x 458 mm	TO5-U 46EB	VMUOS0544	500	460
	BC404591	Cabinet 600 one side operation including 1 shelf Interior dimension: 447 x 460 x 458 mm	TO6-U 46EB	VMUOS0644	600	460
	BC404573	Cabinet 700 one side operation including 1 shelf Interior dimension: 647 x 460 x 458 mm	TO7-U 46EB	VMUOS0744	700	460
	BC404577	Cabinet 800 one side operation including 1 shelf Interior dimension: 747 x 460 x 458 mm	TO8-U 46EB	VMUOS0844	800	460
	BC404582	Cabinet 900 one side operation including 1 shelf Interior dimension: 847 x 460 x 458 mm	TO9-U 46EB	VMUOS0944	900	460
	BC404586	Cabinet 1000 one side operation including 1 shelf Interior dimension: 947 x 460 x 458 mm	TO10-U 46EB	VMUOS1044	1000	460
	BC404590	Cabinet 1100 one side operation including 1 shelf Interior dimension: 1047 x 460 x 458 mm	TO11-U 46EB	VMUOS1144	1100	460
	BC404597	Cabinet 1200 one side operation including 1 shelf Interior dimension: 1147 x 460 x 458 mm	TO12-U 46EB	VMUOS1244	1200	460

NEUTRAL BASE ELEMENTS "MASTERLINE"

Hygiene Standard - 510 mm height

	Art.Nr.	Description	Code	length	width
		Cabinets, one side operation all cabinets are equipped with 1 shelf			
	BC400351	Cabinet 400 one side operation including 1 shelf Interior dimension: 347 x 660 x 458 mm	TO4-U 66EB VMUOS0464	400	660
	BC400352	Cabinet 500 one side operation including 1 shelf Interior dimension: 447 x 660 x 458 mm	TO5-U 66EB VMUOS0564	500	660
	BC400353	Cabinet 600 one side operation including 1 shelf Interior dimension: 447 x 660 x 458 mm	TO6-U 66EB VMUOS0664	600	660
	BC404680	Cabinet 700 one side operation including 1 shelf Interior dimension: 647 x 660 x 458 mm	TO7-U 66EB VMUOS0764	700	660
	BC400354	Cabinet 800 one side operation including 1 shelf Interior dimension: 747 x 660 x 458 mm	TO8-U 66EB VMUOS0864	800	660
	BC404681	Cabinet 900 one side operation including 1 shelf Interior dimension: 847 x 660 x 458 mm	TO9-U 66EB VMUOS0964	900	660
	BC400355	Cabinet 1000 one side operation including 1 shelf Interior dimension: 947 x 660 x 458 mm	TO10-U 66EB VMUOS1064	1000	660
	BC404683	Cabinet 1100 one side operation including 1 shelf Interior dimension: 1047 x 660 x 458 mm	TO11-U 66EB VMUOS1164	1100	660
	BC400356	Cabinet 1200 one side operation including 1 shelf Interior dimension: 1147 x 660 x 458 mm	TO12-U 66EB VMUOS1264	1200	660

NEUTRAL BASE ELEMENTS "MASTERLINE"

Hygiene Standard - 510 mm height

	Art.Nr.	Description	Code	length	width
		Cabinets, one side operation all cabinets are equipped with 1 shelf			
	BC400952	Cabinet 400 one side operation including 1 shelf Interior dimension: 347 x 760 x 458 mm	TO4-U 76EB VMUOS0474	400	760
	BC400953	Cabinet 500 one side operation including 1 shelf Interior dimension: 447 x 760 x 458 mm	TO5-U 76EB VMUOS0574	500	760
	BC400954	Cabinet 600 one side operation including 1 shelf Interior dimension: 547 x 760 x 458 mm	TO6-U 76EB VMUOS0674	600	760
	BC400955	Cabinet 700 one side operation including 1 shelf Interior dimension: 647 x 760 x 458 mm	TO7-U 76EB VMUOS0774	700	760
	BC400956	Cabinet 800 one side operation including 1 shelf Interior dimension: 747 x 760 x 458 mm	TO8-U 76EB VMUOS0874	800	760
	BC400957	Cabinet 900 one side operation including 1 shelf Interior dimension: 847 x 760 x 458 mm	TO9-U 76EB VMUOS0974	900	760
	BC400958	Cabinet 1000 one side operation including 1 shelf Interior dimension: 947 x 760 x 458 mm	TO10-U 76EB VMUOS1074	1000	760
	BC400980	Cabinet 1100 one side operation including 1 shelf Interior dimension: 1047 x 760 x 458 mm	TO11-U 76EB VMUOS1174	1100	760
	BC400959	Cabinet 1200 one side operation including 1 shelf Interior dimension: 1147 x 760 x 458 mm	TO12-U 76EB VMUOS1274	1200	760

NEUTRAL BASE ELEMENTS "MASTERLINE"

Hygiene Standard - 510 mm height

	Art.Nr.	Description	Code	length	width
		Cabinets, pass-through operation BB all cabinets are equipped with 1 shelf			
	BC400962	Cabinet 400-BB pass-through including 1 shelf Interior dimension: 347 x 760 x 458 mm	TO4-U 76BB VMUOB0471	400	760
	BC400963	Cabinet 500-BB pass-through including 1 shelf Interior dimension: 447 x 760 x 458 mm	TO5-U 76BB VMUOB0571	500	760
	BC400964	Cabinet 600-BB pass-through including 1 shelf Interior dimension: 547 x 760 x 458 mm	TO6-U 76BB VMUOB0671	600	760
	BC400965	Cabinet 700-BB pass-through including 1 shelf Interior dimension: 647 x 760 x 458 mm	TO7-U 76BB VMUOB0771	700	760
	BC400966	Cabinet 800-BB pass-through including 1 shelf Interior dimension: 747 x 760 x 458 mm	TO8-U 76BB VMUOB0871	800	760
	BC400979	Cabinet 900-BB pass-through including 1 shelf Interior dimension: 847 x 760 x 458 mm	TO9-U 76BB VMUOB0971	900	760
	BC400968	Cabinet 1000-BB pass-through including 1 shelf Interior dimension: 947 x 760 x 458 mm	TO10-U 76BB VMUOB1071	1000	760
	BC400982	Cabinet 1100-BB pass-through including 1 shelf Interior dimension: 1047 x 760 x 458 mm	TO11-U 76BB VMUOB1171	1100	760
	BC400969	Cabinet 1200-BB pass-through including 1 shelf Interior dimension: 1147 x 760 x 458 mm	TO12-U 76BB VMUOB1271	1200	760

NEUTRAL BASE ELEMENTS "MASTERLINE"

Hygiene Standard - 510 mm height

	Art.Nr.	Description	Code	length	width
		Cabinets, pass-through operation BB all cabinets are equipped with 1 shelf			
	BC404662	Cabinet 400-BB pass-through including 1 shelf Interior dimension: 347 x 860 x 458 mm	TO4-U 86BB VMUOB0481	400	860
	BC404663	Cabinet 500-BB pass-through including 1 shelf Interior dimension: 447 x 860 x 458 mm	TO5-U 86BB VMUOB0581	500	860
	BC404664	Cabinet 600-BB pass-through including 1 shelf Interior dimension: 547 x 860 x 458 mm	TO6-U 86BB VMUOB0681	600	860
	BC404665	Cabinet 700-BB pass-through including 1 shelf Interior dimension: 647 x 860 x 458 mm	TO7-U 86BB VMUOB0781	700	860
	BC404666	Cabinet 800-BB pass-through including 1 shelf Interior dimension: 747 x 860 x 458 mm	TO8-U 86BB VMUOB0881	800	860
	BC404679	Cabinet 900-BB pass-through including 1 shelf Interior dimension: 847 x 860 x 458 mm	TO9-U 86BB VMUOB0981	900	860
	BC404668	Cabinet 1000-BB pass-through including 1 shelf Interior dimension: 947 x 860 x 458 mm	TO10-U 86BB VMUOB1081	1000	860
	BC404682	Cabinet 1100-BB pass-through including 1 shelf Interior dimension: 1047 x 860 x 458 mm	TO11-U 86BB VMUOB1181	1100	860
	BC404669	Cabinet 1200-BB pass-through including 1 shelf Interior dimension: 1047 x 860 x 458 mm	TO12-U 86BB VMUOB1281	1200	860

NEUTRAL BASE ELEMENTS "MASTERLINE"

Hygiene Standard - 510 mm height

	Art.Nr.	Description	Code	length	width
		Cabinets, pass-through operation BB all cabinets are equipped with 1 shelf			
	BC404762	Cabinet 400-BB pass-through including 1 shelf Interior dimension: 347 x 960 x 458 mm	TO4-U 96BB VMUOB0491	400	960
	BC404763	Cabinet 500-BB pass-through including 1 shelf Interior dimension: 447 x 960 x 458 mm	TO5-U 96BB VMUOB0591	500	960
	BC404764	Cabinet 600-BB pass-through including 1 shelf Interior dimension: 547 x 960 x 458 mm	TO6-U 96BB VMUOB0691	600	960
	BC404765	Cabinet 700-BB pass-through including 1 shelf Interior dimension: 647 x 960 x 458 mm	TO7-U 96BB VMUOB0791	700	960
	BC404766	Cabinet 800-BB pass-through including 1 shelf Interior dimension: 747 x 960 x 458 mm	TO8-U 96BB VMUOB0891	800	960
	BC404779	Cabinet 900-BB pass-through including 1 shelf Interior dimension: 847 x 960 x 458 mm	TO9-U 96BB VMUOB0991	900	960
	BC404768	Cabinet 1000-BB pass-through including 1 shelf Interior dimension: 947 x 960 x 458 mm	TO10-U 96BB VMUOB1091	1000	960
	BC404782	Cabinet 1100-BB pass-through including 1 shelf Interior dimension: 1047 x 960 x 458 mm	TO11-U 96BB VMUOB1191	1100	960
	BC404769	Cabinet 1200-BB pass-through including 1 shelf Interior dimension: 1147 x 960 x 458 mm	TO12-U 96BB VMUOB1291	1200	960



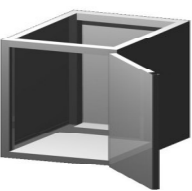
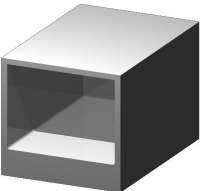
NEUTRAL BASE ELEMENTS "MASTERLINE"

Hygiene Standard - 510 mm height

	Art.Nr.	Description	Code	length	width
	BC400890	Cabinet for Deep fat fryers 300 L for built-in deep fat fryer FRYLINE 1 well 1 wing door, left hinged	FSFR3-L-1B FSFR3-L-1B	300	760
	BC400891	Cabinet for Deep fat fryers 300 R for built-in deep fat fryer FRYLINE 1 well 1 wing door, right hinged	FSFR3-R-1B FSFR3-R-1B	300	760
	BC400892	Cabinet for Deep fat fryers 400 L for built-in deep fat fryer FRYLINE 1 well 1 wing door, left hinged	FSFR4-L-1B FSFR4-L-1B	400	760
	BC400893	Cabinet for Deep fat fryers 400 R for built-in deep fat fryer FRYLINE 1 well 1 wing door, right hinged	FSFR4-R-1B FSFR4-R-1B	400	760
	BC400894	Cabinet for Deep fat fryers 500 L for built-in deep fat fryer FRYLINE 1 and 2 wells 1 wing door, left hinged	FSFR5-L-1B FSFR5-L-1B	500	760
	BC400895	Cabinet for Deep fat fryers 500 R for built-in deep fat fryer FRYLINE 1 and 2 wells 1 wing door, right hinged	FSFR5-R-1B FSFR5-R-1B	500	760
	BC404970	Cabinet for Deep fat fryers 500 L for built-in deep fat fryer 1 well 1 wing door, left hinged	FSS5-L-1B FSS5-L-1B	500	760
	BC404971	Cabinet for Deep fat fryers 500 R for built-in deep fat fryer 1 well 1 wing door, right hinged	FSS5-R-1B FSS5-R-1B	500	760
	BC404972	Cabinet for Deep fat fryers 700 LR for built-in deep fat fryer 2 wells 2 wing doors, left and right hinged	FSS7-LR-2B FSS7-LR-2B	700	760
	BC404920	Cabinet with wing door 400 L for built-in Pasta Cooker 1 wing door, left hinged	PSS4-L-1B PSS4-L-1B	400	760
	BC404921	Cabinet with wing door 400 R for built-in Pasta Cooker 1 wing door, right hinged	PSS4-R PSS4-R	400	760
	BC404922	Cabinet with wing door 600 L for built-in Pasta Cooker 1 wing door, left hinged for lifting-up device	PSS6-L PSS6-L	600	760
	BC404923	Cabinet with wing door 600 R for built-in Pasta Cooker 1 wing door, right hinged for lifting-up device	PSS6-R PSS6-R	600	760
	BC404924	Cabinet with wing door 700 LR for built-in Pasta Cooker 2 wing doors, left and right hinged crosswise installation	PSS7-LR PSS7-LR	700	760

NEUTRAL BASE ELEMENTS "MASTERLINE"

Hygiene Standard - 510 mm height

	Art.Nr.	Description	Code	length	width
		Set of doors , for Standard execution only			
		Not available for H2/H3			
	BC400857	Wing-door set 400 Left or right hinged suitable for all TO-U	FT-4-U	FT-4-U	400
	BC400858	Wing-door set 500 Left or right hinged suitable for all TO-U	FT-5-U	FT-5-U	500
	BC400859	Wing-door set 600 Left or right hinged suitable for all TO-U	FT-6-U	FT-6-U	600
	BC400860	Wing-door set 800 Left and right hinged suitable for all TO-U	FT-8-U	FT-8-U	800
	BC400865	Wing-door set 1000 Left and right hinged suitable for all TO-U	FT-10-U	FT-10-U	1000
	BC400866	Wing-door set 1200 Left and right hinged suitable for all TO-U	FT-12-U	FT-12-U	1200
	BC400970	Standard tray cabinet 400 one side operation, open with 3 tray slides for GN 1/1	NO4-U 76	VMUGN0474	400 760
	BC400975	Standard tray cabinet 400-BB pass-through, open with 3 tray slides for GN 1/1	NO4-U BB76	NO4-U BB76	400 760
	BC400971	Standard tray cabinet 600 one side operation, open with 3 tray slides for GN 2/1	NO6-U 76	VMUGN0674	600 760
	BC400976	Standard tray cabinet 600-BB pass-through, open with 3 tray slides for GN 2/1	NO6-U BB76	NO6-U BB76	600 760
	BC400986	Cabinet for Hold-O-Mat 500 one side operation Cabinet suitable for the installation of 1 small Hold-O-Mat incl. consoles and cut-out for a socket	HDS5-U 76	HDS5-U 76	500 760
	BC400988	Cabinet for Hold-O-Mat 500-BB pass-through Cabinet suitable for the installation of 1 small Hold-O-Mat incl. consoles and cut-out for a socket	HDS5-U 76 BB	HDS5-U 76 BB	500 760
	BC400983	Open Cabinet 700 x 760 x 510mm including socket 230V suitable for Alto Shaam warming drawer element WITHOUT DRAWER ELEMENT !			700 760

NEUTRAL BASE ELEMENTS "MASTERLINE-PRO" HYGIENE H2

Hygiene H2 - 510 mm HEIGHT

	Art.Nr.	Description	Code	length	width
		Cabinets, one side operation all cabinets are equipped with 1 shelf			
	BZ405970	Cabinet 400 one side operation including 1 shelf Interior dimension: 336 x 329 x 430 mm	TO4UV-H2-34-EB	400	340
	BZ405971	Cabinet 500 one side operation including 1 shelf Interior dimension: 436 x 329 x 430 mm	TO5UV-H-2-34-EB	500	340
	BZ405972	Cabinet 600 one side operation including 1 shelf Interior dimension: 536 x 329 x 430 mm	TO6UV-H2-34-EB	600	340
	BZ405973	Cabinet 700 one side operation including 1 shelf Interior dimension: 636 x 329 x 430 mm	TO7UV-H2-34-EB	700	340
	BZ405974	Cabinet 800 one side operation including 1 shelf Interior dimension: 736 x 329 x 430 mm	TO8UV-H2-34-EB	800	340
	BZ405975	Cabinet 900 one side operation including 1 shelf Interior dimension: 836 x 329 x 430 mm	TO9UV-H2-34-EB	900	340
	BZ405976	Cabinet 1000 one side operation including 1 shelf Interior dimension: 936 x 329 x 430 mm	TO10UV-H2-34-EB	1000	340
	BZ405977	Cabinet 1100 one side operation including 1 shelf Interior dimension: 1036 x 329 x 430 mm	TO11UV-H2-34-EB	1100	340
	BZ405978	Cabinet 1200 one side operation including 1 shelf Interior dimension: 1136 x 329 x 430 mm	TO12UV-H2-34-EB	1200	340

NEUTRAL BASE ELEMENTS "MASTERLINE-PRO" HYGIENE H2

Hygiene H2 - 510 mm HEIGHT

	Art.Nr.	Description	Code	length	width
		Cabinets, one side operation all cabinets are equipped with 1 shelf			
	BZ405990	Cabinet 400 one side operation including 1 shelf Interior dimension: 336 x 429 x 430 mm	TO4UV-H2-44-EB	400	440
	BZ405991	Cabinet 500 one side operation including 1 shelf Interior dimension: 436 x 429 x 430 mm	TO5UV-H2-44-EB	500	440
	BZ405992	Cabinet 600 one side operation including 1 shelf Interior dimension: 536 x 429 x 430 mm	TO6UV-H2-44-EB	600	440
	BZ405993	Cabinet 700 one side operation including 1 shelf Interior dimension: 636 x 429 x 430 mm	TO7UV-H2-44-EB	700	440
	BZ405994	Cabinet 800 one side operation including 1 shelf Interior dimension: 736 x 429 x 430 mm	TO8UV-H2-44-EB	800	440
	BZ405995	Cabinet 900 one side operation including 1 shelf Interior dimension: 836 x 429 x 430 mm	TO9UV-H2-44-EB	900	440
	BZ405996	Cabinet 1000 one side operation including 1 shelf Interior dimension: 936 x 429 x 430 mm	TO10UV-H2-44-EB	1000	440
	BZ405997	Cabinet 1100 one side operation including 1 shelf Interior dimension: 1036 x 429 x 430 mm	TO11UV-H2-44-EB	1100	440
	BZ405998	Cabinet 1200 one side operation including 1 shelf Interior dimension: 1136 x 429 x 430 mm	TO12UV-H2-44-EB	1200	440

NEUTRAL BASE ELEMENTS "MASTERLINE-PRO" HYGIENE H2

Hygiene H2 - 510 mm HEIGHT

	Art.Nr.	Description	Code	length	width
		Cabinets, one side operation all cabinets are equipped with 1 shelf			
	BZ405020	Cabinet 400 one side operation including 1 shelf Interior dimension: 336 x 628 x 430 mm	TO4UV-H2-64-EB	400	640
	BZ405021	Cabinet 500 one side operation including 1 shelf Interior dimension: 436 x 629 x 430 mm	TO5UV-H2-64-EB	500	640
	BZ405022	Cabinet 600 one side operation including 1 shelf Interior dimension: 536 x 629 x 430 mm	TO6UV-H2-64-EB	600	640
	BZ405019	Cabinet 700 one side operation including 1 shelf Interior dimension: 636 x 629 x 430 mm	TO7UV-H2-64-EB	700	640
	BZ405023	Cabinet 800 one side operation including 1 shelf Interior dimension: 736 x 629 x 430 mm	TO8UV-H2-64-EB	800	640
	BZ405028	Cabinet 900 one side operation including 1 shelf Interior dimension: 836 x 629 x 430 mm	TO9UV-H2-64-EB	900	640
	BZ405024	Cabinet 1000 one side operation including 1 shelf Interior dimension: 936 x 629 x 430 mm	TO10UV-H2-64-EB	1000	640
	BZ405029	Cabinet 1100 one side operation including 1 shelf Interior dimension: 1036 x 629 x 430 mm	TO11UV-H2-64-EB	1100	640
	BZ405025	Cabinet 1200 one side operation including 1 shelf Interior dimension: 1136 x 629 x 430 mm	TO12UV-H2-64-EB	1200	640

NEUTRAL BASE ELEMENTS "MASTERLINE-PRO" HYGIENE H2

Hygiene H2 - 510 mm HEIGHT

	Art.Nr.	Description	Code	length	width
		Cabinets, one side operation all cabinets are equipped with 1 shelf			
	BZ405642	Cabinet 400 one side operation including 1 shelf Interior dimension: 336 x 699 x 430 mm	TO4UV-H2-71-EB	400	710
	BZ405643	Cabinet 500 one side operation including 1 shelf Interior dimension: 436 x 699 x 430 mm	TO5UV-H2-71-EB	500	710
	BZ405644	Cabinet 600 one side operation including 1 shelf Interior dimension: 536 x 699 x 430 mm	TO6UV-H2-71-EB	600	710
	BZ405645	Cabinet 700 one side operation including 1 shelf Interior dimension: 636 x 699 x 430 mm	TO7UV-H2-71-EB	700	710
	BZ405646	Cabinet 800 one side operation including 1 shelf Interior dimension: 736 x 699 x 430 mm	TO8UV-H2-71-EB	800	710
	BZ405647	Cabinet 900 one side operation including 1 shelf Interior dimension: 836 x 699 x 430 mm	TO9UV-H2-71-EB	900	710
	BZ405648	Cabinet 1000 one side operation including 1 shelf Interior dimension: 936 x 699 x 430 mm	TO10UV-H2-71-EB	1000	710
	BZ405649	Cabinet 1100 one side operation including 1 shelf Interior dimension: 1036 x 699 x 430 mm	TO11UV-H2-71-EB	1100	710
	BZ405650	Cabinet 1200 one side operation including 1 shelf Interior dimension: 1136 x 699 x 430 mm	TO12UV-H2-71-EB	1200	710

NEUTRAL BASE ELEMENTS "MASTERLINE-PRO" HYGIENE H2

Hygiene H2 - 510 mm HEIGHT

	Art.Nr.	Description	Code	length	width
		Cabinets, pass-through operation BB all cabinets are equipped with 1 shelf			
	BZ405662	Cabinet 400 pass-through including 1 shelf Interior dimension: 336 x 749 x 430 mm	TO4UV-H2-76-BB	400	760
	BZ405663	Cabinet 500 pass-through including 1 shelf Interior dimension: 436 x 749 x 430 mm	TO5UV-H2-76-BB	500	760
	BZ405664	Cabinet 600 pass-through including 1 shelf Interior dimension: 536 x 749 x 430 mm	TO6UV-H2-76-BB	600	760
	BZ405665	Cabinet 700 pass-through including 1 shelf Interior dimension: 636 x 749 x 430 mm	TO7UV-H2-76-BB	700	760
	BZ405666	Cabinet 800 pass-through including 1 shelf Interior dimension: 736 x 749 x 430 mm	TO8UV-H2-76-BB	800	760
	BZ405667	Cabinet 900 pass-through including 1 shelf Interior dimension: 836 x 749 x 430 mm	TO9UV-H2-76-BB	900	760
	BZ405668	Cabinet 1000 pass-through including 1 shelf Interior dimension: 936 x 749 x 430 mm	TO10UV-H2-76-BB	1000	760
	BZ405669	Cabinet 1100 pass-through including 1 shelf Interior dimension: 1036 x 749 x 430 mm	TO11UV-H2-76-BB	1100	760
	BZ405670	Cabinet 1200 pass-through including 1 shelf Interior dimension: 1136 x 749 x 430 mm	TO12UV-H2-76-BB	1200	760

NEUTRAL BASE ELEMENTS "MASTERLINE-PRO" HYGIENE H2

Hygiene H2 - 510 mm HEIGHT

	Art.Nr.	Description	Code	length	width
		Cabinets, pass-through operation BB all cabinets are equipped with 1 shelf			
	BZ405682	Cabinet 400 pass-through including 1 shelf Interior dimension: 336 x 849 x 430 mm	TO4UV-H2-86-BB	400	860
	BZ405683	Cabinet 500 pass-through including 1 shelf Interior dimension: 436 x 849 x 430 mm	TO5UV-H2-86-BB	500	860
	BZ405684	Cabinet 600 pass-through including 1 shelf Interior dimension: 536 x 849 x 430 mm	TO6UV-H2-86-BB	600	860
	BZ405685	Cabinet 700 pass-through including 1 shelf Interior dimension: 636 x 849 x 430 mm	TO7UV-H2-86-BB	700	860
	BZ405686	Cabinet 800 pass-through including 1 shelf Interior dimension: 736 x 849 x 430 mm	TO8UV-H2-86-BB	800	860
	BZ405687	Cabinet 900 pass-through including 1 shelf Interior dimension: 836 x 849 x 430 mm	TO9UV-H2-86-BB	900	860
	BZ405688	Cabinet 1000 pass-through including 1 shelf Interior dimension: 936 x 849 x 430 mm	TO10UV-H2-86-BB	1000	860
	BZ405689	Cabinet 1100 pass-through including 1 shelf Interior dimension: 1036 x 849 x 430 mm	TO11UV-H2-86-BB	1100	860
	BZ405690	Cabinet 1200 pass-through including 1 shelf Interior dimension: 1136 x 849 x 430 mm	TO12UV-H2-86-BB	1200	860

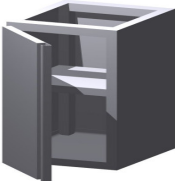
NEUTRAL BASE ELEMENTS "MASTERLINE-PRO" HYGIENE H2

Hygiene H2 - 510 mm HEIGHT

	Art.Nr.	Description	Code	length	width
		Cabinets, pass-through operation BB all cabinets are equipped with 1 shelf			
	BZ405702	Cabinet 400 pass-through including 1 shelf Interior dimension: 336 x 949 x 430 mm	TO4UV-H2-96-BB	400	960
	BZ405703	Cabinet 500 pass-through including 1 shelf Interior dimension: 436 x 949 x 430 mm	TO5UV-H2-96-BB	500	960
	BZ405704	Cabinet 600 pass-through including 1 shelf Interior dimension: 536 x 949 x 430 mm	TO6UV-H2-96-BB	600	960
	BZ405705	Cabinet 700 pass-through including 1 shelf Interior dimension: 636 x 949 x 430 mm	TO7UV-H2-96-BB	700	960
	BZ405706	Cabinet 800 pass-through including 1 shelf Interior dimension: 736 x 949 x 430 mm	TO8UV-H2-96-BB	800	960
	BZ405707	Cabinet 900 pass-through including 1 shelf Interior dimension: 836 x 949 x 430 mm	TO9UV-H2-96-BB	900	960
	BZ405708	Cabinet 1000 pass-through including 1 shelf Interior dimension: 936 x 949 x 430 mm	TO10UV-H2-96-BB	1000	960
	BZ405709	Cabinet 1100 pass-through including 1 shelf Interior dimension: 1036 x 949 x 430 mm	TO11UV-H2-96-BB	1100	960
	BZ405710	Cabinet 1200 pass-through including 1 shelf Interior dimension: 1136 x 949 x 430 mm	TO12UV-H2-96-BB	1200	960

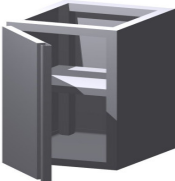
NEUTRAL BASE ELEMENTS "MASTERLINE-PRO" HYGIENE H2

Hygiene H2 - 510 mm HEIGHT

	Art.Nr.	Description	Code	length	width
		Cabinets with wing doors, one side operation all cabinets are equipped with 1 shelf			
	BZ405780	Cabinet 400 L one side operation with wing door, left hinged Interior dimension: 336 x 724 x 430 mm	TF4UV-H2-73-EB-L	400	735
	BZ405781	Cabinet 400 R one side operation with wing door, right hinged Interior dimension: 336 x 724 x 430 mm	TF4UV-H2-73-EB-R	400	735
	BZ405782	Cabinet 500 L one side operation with wing door, left hinged Interior dimension: 436 x 724 x 430 mm	TF5UV-H2-73-EB-L	500	735
	BZ405783	Cabinet 500 R one side operation with wing door, right hinged Interior dimension: 436 x 724 x 430 mm	TF5UV-H2-73-EB-R	500	735
	BZ405784	Cabinet 600 L one side operation with wing door, left hinged Interior dimension: 536 x 724 x 430 mm	TF6UV-H2-73-EB-L	600	735
	BZ405785	Cabinet 600 R one side operation with wing door, right hinged Interior dimension: 536 x 724 x 430 mm	TF6UV-H2-73-EB-R	600	735
	BZ405786	Cabinet 800 L/R one side operation with wing doors Interior dimension: 736 x 724 x 430 mm	2F8UV-H2-73-EB-L/I	800	735
	BZ405787	Cabinet 1000 L/R one side operation with wing doors Interior dimension: 936 x 724 x 430 mm	2F10UV-H2-73-EB-L/I	1000	735
	BZ405788	Cabinet 1200 L/R one side operation with wing doors Interior dimension: 1136 x 724 x 430 mm	2F12UV-H2-73-EB-L/I	1200	735

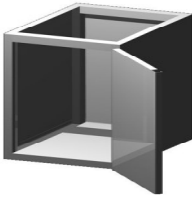
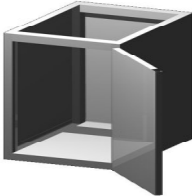
NEUTRAL BASE ELEMENTS "MASTERLINE-PRO" HYGIENE H2

Hygiene H2 - 510 mm HEIGHT

	Art.Nr.	Description	Code	length	width
		Cabinets with wing doors, pass-through all cabinets are equipped with 1 shelf			
	BZ405900	Cabinet 400 L pass-through with wing door, left hinged Interior dimension: 336 x 749 x 430 mm	TF4UV-H2-76-BB-L	400	760
	BZ405901	Cabinet 400 R pass-through with wing door, right hinged Interior dimension: 336 x 749 x 430 mm	TF4UV-H2-76-BB-R	400	760
	BZ405902	Cabinet 500 L pass-through with wing door, left hinged Interior dimension: 436 x 749 x 430 mm	TF5UV-H2-76-BB-L	500	760
	BZ405903	Cabinet 500 R pass-through with wing door, right hinged Interior dimension: 436 x 749 x 430 mm	TF5UV-H2-76-BB-R	500	760
	BZ405904	Cabinet 600 L pass-through with wing door, left hinged Interior dimension: 536 x 749 x 430 mm	TF6UV-H2-76-BB-L	600	760
	BZ405905	Cabinet 600 R pass-through with wing door, right hinged Interior dimension: 536 x 749 x 430 mm	TF6UV-H2-76-BB-R	600	760
	BZ405906	Cabinet 800 L/R pass-through with wing doors Interior dimension: 528 x 699 x 430 mm	2F8UV-H2-76-BB-L/I	800	760
	BZ405907	Cabinet 1000 L/R pass-through with wing door, right hinged Interior dimension: 936 x 749 x 430 mm	2F10UV-H2-76-BB-L	1000	760
BZ405908	Cabinet 1200 L/R pass-through with wing doors Interior dimension: 1136 x 699 x 430 mm	2F12UV-H2-76-BB-L	1200	760	

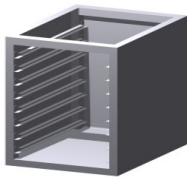


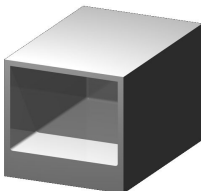
NEUTRAL BASE ELEMENTS "MASTERLINE-PRO" HYGIENE H2

Hygiene H2 - 510 mm HEIGHT

	Art.Nr.	Description	Code	length	width
	BZ400956	Cabinet for Deep fat fryers 400 L for built-in deep fat fryer FRYLINE 1 well 1 wing door, left hinged	FSFR4-H2-L-1B	400	760
	BZ400957	Cabinet for Deep fat fryers 400 R for built-in deep fat fryer FRYLINE 1 well 1 wing door, right hinged	FSFR4-H2-R-1B	400	760
	BZ400958	Cabinet for Deep fat fryers 500 L for built-in deep fat fryer FRYLINE 1 and 2 wells 1 wing door, left hinged	FSFR5-H2-L-1B	500	760
	BZ400959	Cabinet for Deep fat fryers 500 R for built-in deep fat fryer FRYLINE 1 and 2 wells 1 wing door, right hinged	FSFR5-H2-R-1B	500	760
	BZ404926	Cabinet 400 L for pasta cooker with wing door, left hinged Interior dimension: 436 x 724 x 430 mm	PSS4-H2-L-1B	400	760
	BZ404927	Cabinet 400 R for pasta-cooker with wing door, right hinged Interior dimension: 436 x 724 x 430 mm	PSS4-H2-R	400	760
	BZ404928	Cabinet 600 L for pasta-cooker with wing door, left hinged Interior dimension: 536 x 724 x 430 mm with basket lifting device	PSS6-H2-L	600	760
	BZ404929	Cabinet 600 R for pasta-cooker with wing door, right hinged Interior dimension: 536 x 724 x 430 mm with basket lifting device	PSS6-H2-R	600	760
	BZ404930	Cabinet 700 with wing doors L/R for built-in pasta cookers Interior dimension: 536 x 724 x 430 mm installation crosswise	PSS7-H2-LR	700	760

NEUTRAL BASE ELEMENTS "MASTERLINE-PRO" HYGIENE H2

Hygiene H2 - 510 mm HEIGHT

	Art.Nr.	Description	Code	length	width
		Standard tray unit one side operation All Standard tray unit are equipped with 3 standard tray slides			
	BZ405920	Standard tray unit 400 one side operation Interior dimension: 328 x 699 x 430 mm	NO4UV-H2-71-EB	400	710
	BZ405921	Standard tray unit 600 one side operation Interior dimension: 528 x 699 x 430 mm	NO6UV-H2-71-EB	600	710
	BZ405925	Standard tray unit 400 pass-through Interior dimension: 328 x 699 x 430 mm	NO4UV-H2-71-BB	400	710
	BZ405926	Standard tray unit 600 pass-through Interior dimension: 528 x 699 x 430 mm	NO6UV-H2-71-BB	600	710
		Standard tray unit with wing doors, All Standard tray unit are equipped with 3 standard tray slides			
	BZ405930	Standard tray unit 400 L one side operation with wing door, left hinged Interior dimension: 328 x 699 x 430 mm	NF4UV-H2-73-EB-L	400	735
	BZ405931	Standard tray unit 400 R one side operation with wing door, right hinged Interior dimension: 328 x 699 x 430 mm	NF4UV-H2-73-EB-R	400	735
	BZ405932	Standard tray unit 600 L one side operation with wing door, left hinged Interior dimension: 528 x 699 x 430 mm	NF6UV-H2-73-EB-L	600	735
	BZ405933	Standard tray unit 600 R one side operation with wing door, right hinged Interior dimension: 528 x 699 x 430 mm	NF6UV-H2-73-EB-R	600	735
	BZ405940	Drawer unit with 2 drawers All drawers are equipped with full pull-out frames Possibility to use GN Containers	2S4UV-H2-73-EB	400	735
	BZ405941	Drawer unit 400 with 2 drawers for GN-1/1 -150 mm	2S6UV-H2-73-EB	600	735
	BZ405950	Cabinet for Hold-O-Mat 500 Cabinet suitable for the installation of 1 small Hold-O-Mat	HO5UV-H2-71-EB	500	710

NEUTRAL BASE ELEMENTS "MASTERLINE-PRO" HYGIENE H3

Hygiene H3 - 510 mm height

	Art.Nr.	Description	Code	length	width
		Cabinets, one side operation all cabinets are equipped with 1 shelf			
	BX407622	Cabinet 400 one side operation including 1 shelf Interior dimension: 336 x 329 x 430 mm	TO4UV-H3-34-EB	400	340
	BX407623	Cabinet 500 one side operation including 1 shelf Interior dimension: 436 x 329 x 430 mm	TO5UV-H3-34-EB	500	340
	BX407624	Cabinet 600 one side operation including 1 shelf Interior dimension: 536 x 329 x 430 mm	TO6UV-H3-34-EB	600	340
	BX407625	Cabinet 700 one side operation including 1 shelf Interior dimension: 636 x 329 x 430 mm	TO7UV-H3-34-EB	700	340
	BX407626	Cabinet 800 one side operation including 1 shelf Interior dimension: 736 x 329 x 430 mm	TO8UV-H3-34-EB	800	340
	BX407627	Cabinet 900 one side operation including 1 shelf Interior dimension: 836 x 329 x 430 mm	TO9UV-H3-34-EB	900	340
	BX407628	Cabinet 1000 one side operation including 1 shelf Interior dimension: 936 x 329 x 430 mm	TO10UV-H3-34-EB	1000	340
	BX407629	Cabinet 1100 one side operation including 1 shelf Interior dimension: 1036 x 329 x 430 mm	TO11UV-H3-34-EB	1100	340
	BX407630	Cabinet 1200 one side operation including 1 shelf Interior dimension: 1136 x 329 x 430 mm	TO12UV-H3-34-EB	1200	340

NEUTRAL BASE ELEMENTS "MASTERLINE-PRO" HYGIENE H3

Hygiene H3 - 510 mm height

	Art.Nr.	Description	Code	length	width
		Cabinets, one side operation all cabinets are equipped with 1 shelf			
	BX407632	Cabinet 400 one side operation including 1 shelf Interior dimension: 336 x 429 x 430 mm	TO4UV-H3-44-EB	400	440
	BX407633	Cabinet 500 one side operation including 1 shelf Interior dimension: 436 x 429 x 430 mm	TO5UV-H3-44-EB	500	440
	BX407634	Cabinet 600 one side operation including 1 shelf Interior dimension: 536 x 429 x 430 mm	TO6UV-H3-44-EB	600	440
	BX407635	Cabinet 700 one side operation including 1 shelf Interior dimension: 636 x 429 x 430 mm	TO7UV-H3-44-EB	700	440
	BX407636	Cabinet 800 one side operation including 1 shelf Interior dimension: 736 x 429 x 430 mm	TO8UV-H3-44-EB	800	440
	BX407637	Cabinet 900 one side operation including 1 shelf Interior dimension: 836 x 429 x 430 mm	TO9UV-H3-44-EB	900	440
	BX407638	Cabinet 1000 one side operation including 1 shelf Interior dimension: 936 x 429 x 430 mm	TO10UV-H3-44-EB	1000	440
	BX407639	Cabinet 1100 one side operation including 1 shelf Interior dimension: 1036 x 429 x 430 mm	TO11UV-H3-44-EB	1100	440
	BX407640	Cabinet 1200 one side operation including 1 shelf Interior dimension: 1136 x 429 x 430 mm	TO12UV-H3-44-EB	1200	440

NEUTRAL BASE ELEMENTS "MASTERLINE-PRO" HYGIENE H3

Hygiene H3 - 510 mm height

Art.Nr.	Description	Code	length	width
	Cabinets, one side operation all cabinets are equipped with 1 shelf			
	BX407020 Cabinet 400 one side operation including 1 shelf Interior dimension: 336 x 629 x 430 mm	TO4UV-H3-64-EB	400	640
	BX407021 Cabinet 500 one side operation including 1 shelf Interior dimension: 436 x 629 x 430 mm	TO5UV-H3-64-EB	500	640
	BX407022 Cabinet 600 one side operation including 1 shelf Interior dimension: 536 x 629 x 430 mm	TO6UV-H3-64-EB	600	640
	BX407027 Cabinet 700 one side operation including 1 shelf Interior dimension: 636 x 629 x 430 mm	TO7UV-H3-64-EB	700	640
	BX407023 Cabinet 800 one side operation including 1 shelf Interior dimension: 736 x 629 x 430 mm	TO8UV-H3-64-EB	800	640
	BX407028 Cabinet 900 one side operation including 1 shelf Interior dimension: 836 x 629 x 430 mm	TO9UV-H3-64-EB	900	640
	BX407024 Cabinet 1000 one side operation including 1 shelf Interior dimension: 936 x 629 x 430 mm	TO10UV-H3-64-EB	1000	640
	BX407029 Cabinet 1100 one side operation including 1 shelf Interior dimension: 1036 x 629 x 430 mm	TO11UV-H3-64-EB	1100	640
	BX407025 Cabinet 1200 one side operation including 1 shelf Interior dimension: 1136 x 629 x 430 mm	TO12UV-H3-64-EB	1200	640

NEUTRAL BASE ELEMENTS "MASTERLINE-PRO" HYGIENE H3

Hygiene H3 - 510 mm height

Art.Nr.	Description	Code	length	width
	Cabinets, one side operation all cabinets are equipped with 1 shelf			
	Cabinet 400 one side operation including 1 shelf Interior dimension: 336 x 699 x 430 mm	TO4UV-H3-71-EB	400	710
	Cabinet 500 one side operation including 1 shelf Interior dimension: 436 x 699 x 430 mm	TO5UV-H3-71-EB	500	710
	Cabinet 600 one side operation including 1 shelf Interior dimension: 536 x 699 x 430 mm	TO6UV-H3-71-EB	600	710
	Cabinet 700 one side operation including 1 shelf Interior dimension: 636 x 699 x 430 mm	TO7UV-H3-71-EB	700	710
	Cabinet 800 one side operation including 1 shelf Interior dimension: 736 x 699 x 430 mm	TO8UV-H3-71-EB	800	710
	Cabinet 900 one side operation including 1 shelf Interior dimension: 836 x 699 x 430 mm	T9UV-H3-71-EB	900	710
	Cabinet 1000 one side operation including 1 shelf Interior dimension: 936 x 699 x 430 mm	TO10UV-H3-71-EB	1000	710
	Cabinet 1100 one side operation including 1 shelf Interior dimension: 1036 x 699 x 430 mm	TO11UV-H3-71-EB	1100	710
	Cabinet 1200 one side operation including 1 shelf Interior dimension: 1136 x 699 x 430 mm	TO12UV-H3-71-EB	1200	710

NEUTRAL BASE ELEMENTS "MASTERLINE-PRO" HYGIENE H3

Hygiene H3 - 510 mm height

	Art.Nr.	Description	Code	length	width
		Cabinets, one side operation all cabinets are equipped with 1 shelf			
	BX407662	Cabinet 400 pass-through including 1 shelf Interior dimension: 336 x 749 x 430 mm	TO4UV-H3-76-BB	400	760
	BX407663	Cabinet 500 pass-through including 1 shelf Interior dimension: 436 x 749 x 430 mm	TO5UV-H3-76-BB	500	760
	BX407664	Cabinet 600 pass-through including 1 shelf Interior dimension: 536 x 749 x 430 mm	TO6UV-H3-76-BB	600	760
	BX407665	Cabinet 700 pass-through including 1 shelf Interior dimension: 636 x 749 x 430 mm	TO7UV-H3-76-BB	700	760
	BX407666	Cabinet 800 pass-through including 1 shelf Interior dimension: 736 x 749 x 430 mm	TO8UV-H3-76-BB	800	760
	BX407667	Cabinet 900 pass-through including 1 shelf Interior dimension: 836 x 749 x 430 mm	TO9UV-H3-76-BB	900	760
	BX407668	Cabinet 1000 pass-through including 1 shelf Interior dimension: 936 x 749 x 430 mm	TO10UV-H3-76-BB	1000	760
	BX407669	Cabinet 1100 pass-through including 1 shelf Interior dimension: 1036 x 749 x 430 mm	TO11UV-H3-76-BB	1100	760
	BX407670	Cabinet 1200 pass-through including 1 shelf Interior dimension: 1136 x 749 x 430 mm	TO12UV-H3-76-BB	1200	760

NEUTRAL BASE ELEMENTS "MASTERLINE-PRO" HYGIENE H3

Hygiene H3 - 510 mm height

	Art.Nr.	Description	Code	length	width
		Cabinets, pass-through operation BB all cabinets are equipped with 1 shelf			
	BX407682	Cabinet 400 pass-through including 1 shelf Interior dimension: 336 x 849 x 430 mm	TO4UV-H3-86-BB	400	860
	BX407683	Cabinet 500 pass-through including 1 shelf Interior dimension: 436 x 849 x 430 mm	TO5UV-H3-86-BB	500	860
	BX407684	Cabinet 600 pass-through including 1 shelf Interior dimension: 536 x 849 x 430 mm	TO6UV-H3-86-BB	600	860
	BX407685	Cabinet 700 pass-through including 1 shelf Interior dimension: 636 x 849 x 430 mm	TO7UV-H3-86-BB	700	860
	BX407686	Cabinet 800 pass-through including 1 shelf Interior dimension: 736 x 849 x 430 mm	TO8UV-H3-86-BB	800	860
	BX407687	Cabinet 900 pass-through including 1 shelf Interior dimension: 836 x 849 x 430 mm	TO9UV-H3-86-BB	900	860
	BX407688	Cabinet 1000 pass-through including 1 shelf Interior dimension: 936 x 849 x 430 mm	TO10UV-H3-86-BB	1000	860
	BX407689	Cabinet 1100 pass-through including 1 shelf Interior dimension: 1036 x 849 x 430 mm	TO11UV-H3-86-BB	1100	860
	BX407690	Cabinet 1200 pass-through including 1 shelf Interior dimension: 1136 x 849 x 430 mm	TO12UV-H3-86-BB	1200	860

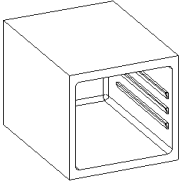
NEUTRAL BASE ELEMENTS "MASTERLINE-PRO" HYGIENE H3

Hygiene H3 - 510 mm height

	Art.Nr.	Description	Code	length	width
		Cabinets, pass-through operation BB all cabinets are equipped with 1 shelf			
	BX407702	Cabinet 400 pass-through including 1 shelf Interior dimension: 336 x 949 x 430 mm	TO4UV-H3-96-BB	400	960
	BX407703	Cabinet 500 pass-through including 1 shelf Interior dimension: 436 x 949 x 430 mm	TO5UV-H3-96-BB	500	960
	BX407704	Cabinet 600 pass-through including 1 shelf Interior dimension: 536 x 949 x 430 mm	TO6UV-H3-96-BB	600	960
	BX407705	Cabinet 700 pass-through including 1 shelf Interior dimension: 636 x 949 x 430 mm	TO7UV-H3-96-BB	700	960
	BX407706	Cabinet 800 pass-through including 1 shelf Interior dimension: 736 x 949 x 430 mm	TO8UV-H3-96-BB	800	960
	BX407707	Cabinet 900 pass-through including 1 shelf Interior dimension: 836 x 949 x 430 mm	TO9UV-H3-96-BB	900	960
	BX407708	Cabinet 1000 pass-through including 1 shelf Interior dimension: 936 x 949 x 430 mm	TO10UV-H3-96-BB	1000	960
	BX407709	Cabinet 1100 pass-through including 1 shelf Interior dimension: 1036 x 949 x 430 mm	TO11UV-H3-96-BB	1100	960
	BX407710	Cabinet 1200 pass-through including 1 shelf Interior dimension: 1136 x 949 x 430 mm	TO12UV-H3-96-BB	1200	960

NEUTRAL BASE ELEMENTS "MASTERLINE-PRO" HYGIENE H3

Hygiene H3 - 510 mm height

	Art.Nr.	Description	Code	length	width
		Standard tray unit one side operation all Standard tray unit are equipped with 3 standard tray slides GN 1/1			
	BX407920	Standard tray unit 400 one side operation Interior dimension: 328 x 699 x 430 mm	NO4UV-H3-71-EB	400	710
	BX407921	Standard tray unit 600 one side operation Interior dimension: 528 x 699 x 430 mm	NO6UV-H3-71-EB	600	710
	BX407925	Standard tray unit 400 pass-through Interior dimension: 328 x 699 x 430 mm	NO4UV-H3-71-BB	400	710
	BX407926	Standard tray unit 600 pass-through Interior dimension: 528 x 699 x 430 mm	NO6UV-H3-71-BB	600	710

